


Portfolio

2020 SITE FURNISHINGS



Anna Egan
ANOVA Product
Development Manager



Explore the ANOVA landscape at anovafurnishings.com

First and Lasting Impressions®

Contents

01 About Us
02 Green & Lean

03 Fusion Advantage
04 Recycled Plastic

05 Thermory

06 IMPRESSIONS PORTFOLIO

08 Elevation*
12 Infinity
14 Canyon
16 Tandem
20 Airi
24 Mixx*
28 Allure
32 Coronado

34 Exposition
38 Beacon Hill*
42 Latitude*
46 Madison
48 Metrix
50 Tuscany*
52 Alliance
54 Guardian

56 Element
58 Upside
60 Rendezvous*
64 Streetside
68 Wainwright*
70 Horizon

72 FOUNDATIONS PORTFOLIO

74 Structure
76 Balance
78 Rally

80 Victory
82 Courtyard
84 Picnic Tables*

88 Ultra*

94 Installations
98 Custom Capabilities

100 Warranty
102 Contact Us

* ADA styles available at anovafurnishings.com.

See full product offering at anovafurnishings.com.

About Us

THE ANOVA DIFFERENCE

Our mission is to design and manufacture beautiful, comfortable outdoor furniture that helps communities come together.

PARTNERS IN THE COMMUNITY

Anova strives to be a leader not just in our industry, but in the landscape architecture community as well. We partner with a variety of organizations that share our passion for design, sustainability and service. We also have created two separate grant programs that support the education and career development of landscape architects.

AMERICAN SOCIETY OF LANDSCAPE ARCHITECTS (ASLA)

Anova is proud to be a corporate member of the American Society of Landscape Architects - an example of our commitment to landscape architecture and the community. ASLA members work together to lead the stewardship, planning, and design of our natural environments and communities, and to advance landscape architecture through advocacy, communication, education and fellowship.

ANOVA GRANT FOR THE ASLA ANNUAL MEETING

Each year, Anova awards grants to emerging professionals in landscape architecture to fund their participation in the ASLA Annual Meeting. View our 2019 grant winners here: anovafurnishings.com/2019ASLAGrant-Winners.

LANDSCAPE ARCHITECTURE FOUNDATION

Anova is proud to sponsor the mission of the Landscape Architecture Foundation (LAF) to preserve, improve, and enhance the environment. We offer support for the continued success of LAF's research, scholarship, leadership programs, and initiatives.

CLARB AND THE LANDSCAPE ARCHITECT REGISTRATION EXAMINATION (L.A.R.E.)

The Council of Landscape Architectural Registration Boards (CLARB) works to protect the public's health, safety and welfare by establishing and promoting professional licensure standards. CLARB members prepare, administer and score the Landscape Architect Registration Examination (L.A.R.E.).

ANOVA GRANT FOR LARE

With support from CLARB, Anova also created a grant program to help individuals achieve the legal recognition of becoming a licensed landscape architect. Learn more at anovafurnishings.com/2020LAREgrant.

SAM FOX SCHOOL OF DESIGN & VISUAL ARTS

Anova works in close contact with Washington University in St. Louis' acclaimed Sam Fox School to bring academics and professional design together. Through Masters program course support aimed at creating design concepts to rehabilitate under-maintained public spaces, as well as sustainable design courses and public lecture series, Anova continues our mission to build and strengthen communities and support upcoming designers.

"Encouraging communities to come together inspires us."



Eric Gilbert — CEO of Anova



Lean & Green

OUR ECO FOOTPRINT

Anova is committed to creating high-design, fine quality products that also help customers achieve their goals in sustainability and LEED certification.

LEAN, ENVIRONMENTALLY-CONSCIOUS MANUFACTURING

This year Anova is participating in the **Global Lean Leadership Summit**. This annual gathering of company leaders is seriously engaged in implementing lean in order to improve the lives of their customers and colleagues and improve the world.

Anova embraces lean principles to drive greater efficiency and reduce energy consumption and waste. Additionally, Anova is a member of the **Association for Manufacturing Excellence in St. Louis**, with consortium members focusing on lean and continuous improvement in the workplace.

With manufacturing locations centrally located in the Midwest, nearly all product components come from suppliers less than 200 miles from our facilities. A majority of products ship to job sites within a 500-mile radius from our locations.

SUSTAINABLE MATERIALS

Our newest materials addition is Thermory,[®] which is thermally-modified North American White Ash hardwood. It is sustainably harvested and is considered a renewable temperate hardwood. We are proud to feature this environmentally-friendly hardwood as a great sustainable alternative to commonly used tropical rainforest hardwood.

RECYCLED MATERIALS

We manufacture our furnishings with environmentally-friendly practices and use recycled materials whenever possible. We aim to increase our use of recycled materials, as well as the number of our products that encourage consumers to recycle.

On average, the steel used in our products is made of 70% recycled material and our aluminum extrusions are 85% recycled material.

Our recycled plastic lumber has a 95% recycled content by weight with at least 90% of that coming from post-consumer content. This recycled plastic lumber does not emit or contain any VOC materials, and is considered to be low- or non-toxic.

RECYCLABLE/LONG LASTING PRODUCTS

Most of the major materials used in Anova products can be recycled. We design products with high quality, low-maintenance materials and finishes. Most importantly, our products are built to last a very long time. Going well beyond the 5- or 7-year warranty, many customers have had our products in service for more than 20 years! That long life translates into minimized environmental impact.

Fusion Advantage™

SUPERIOR RESISTANCE TO THE ELEMENTS

Anova's patented finish technology is one of the strongest, most sophisticated innovations in modern outdoor furniture.

PROVEN PROTECTION

Tabletops, seating surfaces and receptacle bases protected by the Fusion Advantage are resistant to fading and UV damage; largely un-affected by common acids, salts, and seawater; and resistant to mold, mildew, and fungus. Your furnishings will stay looking new — guaranteed.

SEVEN-YEAR WARRANTY

Furnishings protected by the Fusion Advantage are guaranteed for 7 years against rusting, fading, peeling, chipping, cracking, mold and mildew. See full details on multi-year warranties on page 100.

COLORS AND FINISHES

Available in textured and glossy colors shown at anovafurnishings.com/patterns. Custom colors available (call for pricing).



PRIMED STEEL

We begin with heavy-duty steel to provide a solid foundation.

PLASTISOL COATING

A plastisol coating is permanently fused to the steel foundation, creating an impervious rust-proof barrier. The oven-cured plastisol has an average thickness of 120 mils for our standard Fusion Advantage finish. The low-profile Fusion Advantage finish has a sleek 25 mils of plastisol.

POWDER COATING

Finally, the plastisol is encapsulated with a richly tinted, high-performance powder coating that creates a seal against the elements and provides a finish that is unmatched in durability.



Recycled Plastic

COMMERCIAL GRADE & MAINTENANCE-FREE

Premium recycled plastic is exceptionally strong, dense and durable and is amazingly care-free.

Anova uses only premium recycled plastic planks in all of our furnishings. Premium recycled plastic utilizes a pressed manufacturing process to eliminate any voids in the material. (Inferior recycled plastic often has a sunken appearance due to off-gassing of the interior.)

OUR PREMIUM RECYCLED PLASTIC IS

- 95% recycled content by weight
- At least 90% of its material comes from post-consumer content
- Does not emit or contain any VOC materials
- Considered to be low- or non-toxic
- Fade-resistant color is uniform throughout the plank

TWENTY-YEAR WARRANTY

20-year limited structural warranty. See full details on multi-year warranties on page 100.

COLORS

Available in colors shown at anovafurnishings.com/patterns.



THERMALLY-MODIFIED HARDWOOD

Utilizes 100% natural wood processed using only high heat with no chemicals — resulting in increased durability and stability.

Thermory planks are made from thermally-modified North American White Ash, a sustainably-harvested and renewable temperate hardwood. It is sourced from North American and Northern European temperate forests with responsible practices to prevent deforestation. This environmentally-friendly hardwood is an exceptional alternative to commonly used tropical rainforest hardwoods.

THE PROPRIETARY PROCESS:

Thermal modification process completely removes moisture from the wood without the use of chemicals. Next, the wood is exposed to temperatures of 419°F and steam is added to re-introduce moisture to the wood.


- Delivers Class 1 durability (25+ years).
- Minimizes cracks, brittleness and color differences in the final product

TEN-YEAR WARRANTY


Limited ten-year structural warranty. This exceeds our competitors natural wood components warranty, which is 3-5 years. See full details on multi-year warranties on page 100.

FINISH TRANSFORMATION

Thermory planks are a lustrous chocolate brown color when new, and will naturally age to a uniform silver/gray over time. To maintain the original color for longer, you must regularly apply standard deck oil, such as Cutek Extreme Wood Protection Oil.



Impressions -



MODERN DESIGNS

Pages 8 - 59



CLASSIC DESIGNS

Pages 60 - 71

Product Portfolio

Elevation

TABLES | CHAIRS | BENCHES | RECEPTACLES

The new Elevation collection focuses on inclusive features that assure comfortable, accessible furniture that brings communities together.



Table ELV52R with Dining Chairs ELV60R shown in cedar recycled plastic and textured pewter



Table ELV72T shown in Thermory and textured white with Dining Chairs ELV60T shown in Thermory and textured fern



Lounge Chair ELV82T

FEATURES

Aluminum and steel components are protected with a powder coated finish to resist rusting. All recycled plastic planks are 95% recycled content by weight. Thermory planks are made from thermally-modified North American White Ash and will naturally age to a silver/grey color if left untreated. Available in colors shown at anovafurnishings.com/elevation. ADA-compliant.

Tables Thermory or recycled plastic planks with steel frame and cast aluminum legs. Wide table base with recessed legs allow wheelchair mobility. Available with or without an umbrella hole.

52" Round Thermory Table	ELV52T	31"H x 53 "Dia.	126 lbs.
72" Rectangular Thermory Table	ELV72T	31"H x 40"W x 72"L	159 lbs.
52" Round Recycled Plastic Table	ELV52R	31"H x 53 "Dia.	132 lbs.
72" Rectangular Recycled Plastic Table	ELV72R	31"H x 40"W x 72"L	166 lbs.

Dining Chairs & Extra-Wide Lounge Chairs Thermory or recycled plastic planks with steel frame and cast aluminum legs and armrests. Sturdy and supportive design prevents tipping. Rounded edges won't catch on clothes.

Thermory Dining Chair	ELV60T	35"H x 25"W x 22"D	47 lbs.
Thermory Lounge Chair	ELV82T	35"H x 30"W x 23"D	69 lbs.
Recycled Plastic Dining Chair	ELV60R	35"H x 25"W x 22"D	49 lbs.
Recycled Plastic Lounge Chair	ELV82R	35"H x 30"W x 23"D	71 lbs.



Table ELV72T



Dining Chair ELV60R shown in mahogany recycled plastic and textured black
Extra-wide Lounge Chair ELV82T shown in Thermory and textured teal



Lucaya Umbrella 9LPU; see details at anovafurnishings.com.



Bench ELV80T shown in Thermory and textured teal

FEATURES

Aluminum and steel components are protected with a powder coated finish to resist rusting. All recycled plastic planks are 95% recycled content by weight. Thermory planks are made from thermally-modified North American White Ash and will naturally age to a silver/grey color if left untreated. Available in colors shown at anovafurnishings.com/elevation. ADA-compliant.

Benches Thermory or recycled plastic planks with steel frame, cast aluminum legs and armrests. Rounded edges won't catch on clothes. Ideal seat depth and height make standing up easy.

6' Thermory Bench	ELV80T	35"H x 23"W x 72"L	127 lbs.
6' Recycled Plastic Bench	ELV80R	35"H x 23"W x 72"L	134 lbs.



Bench ELV80R shown in cedar recycled plastic and textured black



Bench ELV80T shown in Thermory and textured teal



Receptacle ELV45T shown in Thermory and textured silver

FEATURES

Aluminum and steel components are protected with a powder coated finish to resist rusting. All recycled plastic planks are 95% recycled content by weight. Thermory planks are made from thermally-modified North American White Ash and will naturally age to a silver/grey color if left untreated. Available in colors shown at anovafurnishings.com/elevation. ADA-compliant.

Receptacles *Thermory or recycled plastic planks with steel frame. Side opening door features a tamper-resistant cam lock and key system. Extra-large opening for easy access.*

45 Gallon Thermory Receptacle	ELV45T	50"H x 24"W x 28"D	171 lbs.
45 Gallon Recycled Plastic Receptacle	ELV45R	50"H x 24"W x 28"D	173 lbs.



Receptacle ELV45R shown in mahogany recycled plastic and textured black

Infinity

MODULAR SEATING

Graceful Infinity seating adds movement and infinite possibilities to public areas. Available in a number of standard configurations that include curves and straight stretches, Infinity can also be customized with multiple curves and lengths.



FOREST PARK INSTALLATION — ST. LOUIS, MO. Linear Bench INF48L10T shown in Thermory and galvanized steel



COLTS CANAL PLAYSPACE INSTALLATION — INDIANAPOLIS, IN.
Curved Bench INF24C1660T shown in Thermory and galvanized steel

FEATURES

Galvanized steel frame won't rust, fade, peel, chip, crack, mold or mildew. All recycled plastic planks are 95% recycled content by weight. Thermory planks are made from thermally-modified North American White Ash and will naturally age to a silver/grey color if left untreated. Benches are portable/surface mount style. Available in numerous sizes shown at anovafurnishings.com/infinity.

Benches *Thermory or recycled plastic planks with galvanized steel frame.*

Thermory Linear	INF24L10T	19" H x 24"W x 122"L	282 lbs.
Thermory Linear — 48" wide	INF48L10T	19" H x 48"W x 122"L	520 lbs.
Thermory Serpentine	INF24S12X2T	19"H x 24"W x 134"L	337 lbs.
Thermory Curved	INF24C12120T	19"H x 24"W x 303"L	651 lbs.
Recycled Plastic Linear	INF24L10R	19"H x 24"W x 122"L	308 lbs.
Recycled Plastic Linear — 48" wide	INF48L10R	19" H x 48"W x 122"L	575 lbs.
Recycled Plastic Serpentine	INF24S12X2R	19"H x 24"W x 134"L	370 lbs.
Recycled Plastic Curved	INF24C12120R	19"H x 24"W x 303"L	716 lbs.

Optional Armrests *Thermory or recycled plastic cap with galvanized steel frame, or steel-only frame.*

Steel-only armrest for 2' wide bench	INF2ARMT	14" H x 3"W x 16"L	8 lbs.
Steel with Recycled Plastic Cap for 2' wide bench	INF2ARMR	14" H x 3"W x 16"L	9 lbs.
Steel with Thermory Cap for 2' wide bench	INF2ARMT	14"H x 3"W x 16"L	9 lbs.
Steel-only armrest for 4' wide bench	INF4ARM	14" H x 3"W x 30"L	13 lbs.
Steel with Recycled Plastic Cap for 4' wide bench	INF4ARMR	14" H x 3"W x 30"L	14 lbs.
Steel with Thermory Cap for 4' wide bench	INF4ARMT	14"H x 3"W x 30"L	15 lbs.



Optional Armrest INF4ARMT shown in Thermory and galvanized steel



Curved INF24C12120R



Linear INF24L10R with optional armrest INF2ARMT



Serpentine INF24S12X2R



Receptacle TT35DT shown on page 47

Canyon

BENCHES | STOOLS

The Canyon collection is a fusion of rugged seating with natural elements. Canyon benches and stools provide an easy solution for integrating gabion-style seating into your outdoor space.



Stool CAN1824P shown in textured white and textured black



Bench CAN1872R and Stool CAN1824R shown in cedar and textured black

FEATURES


Steel and aluminum components are protected with a powder coated finish to resist rusting. All recycled plastic planks are 95% recycled content by weight. Thermory planks are made from thermally-modified North American White Ash and will naturally age to a silver/grey color if left untreated. Available in colors shown at anovafurnishings.com/canyon.

Benches and Stools *Thermory, recycled plastic or steel seats. You add rock.*

Thermory Gabion-Style Stool	CAN1824T	18"H x 24"Sq.	53 lbs.
6' Thermory Gabion-Style Bench	CAN1872T	18"H x 24"W x 71"L	100 lbs.
Recycled Plastic Gabion-Style Stool	CAN1824R	18"H x 24"Sq.	57 lbs.
6' Recycled Plastic Gabion-Style Bench	CAN1872R	18"H x 24"W x 71"L	122 lbs.
Fusion Advantage Steel Gabion-Style Stool	CAN1824P	18"H x 24"Sq.	65 lbs.
6' Fusion Advantage Steel Gabion-Style Bench	CAN1872P	18"H x 24"W x 71"L	206 lbs.




Stool CAN1824T



Bench CAN1872T



Bench CAN1872P and Stool CAN1824P shown in textured fern and textured charcoal



Bench CAN1872R

Tandem

BENCHES | LIGHTING

Intriguing design highlights the Tandem collection, with four different and dramatic laser cut patterns to choose from. These unique designs evolved from the imaginative viewpoint of landscape architects.



GLOVER PARK INSTALLATION — GLEN ALLEN, VA. 6' Perspective Contour Bench TAN3280P shown in textured charcoal and textured pewter



6' Totem Contour Bench TAN3280T with optional light kit A1022 shown in textured yellow and gray



Totem Pattern TAN3280T

Totem Bench seat and back laser cut pattern hides objects for a whimsical scavenger hunt designed by Hana Ishikawa — Site Design, Chicago, IL.



Perspective Pattern TAN3280P

Perspective Bench seat and back laser cuts are inspired by a shimmering moiré pattern designed by Adam McCollister and firm — Dix-Hite, Longwood, FL.

FEATURES

Aluminum and steel components are protected with a powder coated finish to resist rusting. Benches are portable/surface mount style. Available in colors shown at anovafurnishings.com/tandem.

Benches Heavy-gauge, laser-cut steel seat with cast aluminum ends.

4' Perspective Contour Bench	TAN3284P	35"H x 22"W x 49"L	121 lbs.
6' Perspective Contour Bench	TAN3280P	35"H x 22"W x 72"L	160 lbs.
6' Totem Contour Bench	TAN3280T	35"H x 22"W x 72"L	166 lbs.

Optional Light Kit The LED light kit allows for integration with the Tandem bench and disperses a beam of light approximately 14'L and 22"W. The 3-light kit also disperses an additional upward beam of light that is 150° and approx 40"W. Colors and full details available at anovafurnishings.com/tandem.

2-Light Owl LED Kit, Warm White 3000K	A1022	5 lbs.
3-Light Owl LED Kit, Warm White 3000K	A1023	6 lbs.



Contour bench TAN3280MR in the Mountain Range pattern shown in textured orange and gray

FEATURES

Aluminum and steel components are protected with a powder coated finish to resist rusting. Benches are portable/surface mount style. Available in colors shown at anovafurnishings.com/tandem.

Benches Heavy-gauge, laser-cut steel seat with cast aluminum ends.

6' Mountain Range Contour Bench	TAN3280MR	35"H x 22"W x 72 "L	166 lbs.
6' Mountain Range Contour Bench w/Center Armrest	TAN3483MR	35"H x 22"W x 72 "L	189 lbs.
6' Fractured Movement Contour Bench	TAN3280FM	35"H x 22"W x 72"L	181 lbs.



Mountain Range Pattern TAN3280MR

Mountain Range seat and back laser cuts are inspired by the silhouette of a mountain range designed by Jonathan Danieu — RNL Design, Denver, CO.



Mountain Range Pattern w/Center Armrest
TAN3483MR



Contour bench TAN3280FM in the Fractured Movement pattern shown in textured purple and gray



Fractured Movement Pattern TAN3280FM

Fractured Movement seat and back laser cuts are inspired by the movement of sweeping geometric shapes designed by Chris Behringer, Nicole Peterson & Tiffany Navratil — BPN Design Group, Golden Valley, MN.



GLOVER PARK INSTALLATION — GLEN ALLEN, VA. 12' Contour Bench with Center Armrest TAN3486P shown in textured pewter and textured charcoal

FEATURES

Aluminum and steel components are protected with a powder coated finish to resist rusting. Benches are portable/surface mount style. Available in colors shown at anovafurnishings.com/tandem.

Perspective Benches in Various Lengths Heavy-gauge, laser-cut steel seat with cast aluminum ends.

6' Perspective Contour Bench w/Center Armrest	TAN3483P	35"H x 22"W x 72"L	189 lbs.
8' Perspective Contour Bench w/Center Armrest	TAN3484P	35"H x 22"W x 96"L	225 lbs.
12' Perspective Contour Bench w/Center Armrest	TAN3486P	35"H x 22"W x 142"L	297 lbs.



8' Perspective Contour Bench TAN3484P
w/Center Armrest

FEATURES

Two bike capacity. Bike racks are protected with a powder coated finish to resist rusting or with the Fusion Advantage finish (see page 3 for details). Premium quality stainless steel is highly resistant to salt corrosion, rusting, pitting and cracking. Surface mount style. Available in colors shown at anovafurnishings.com/tandem.

Bike Racks Available in stainless steel, powder coated steel or with the Fusion Advantage finish.

Bike Rack - Stainless Steel	CIRCLEBRS2	32"H x 6"W x 36"L	35 lbs.
Bike Rack - Fusion Advantage	CIRCLEPVC	33"H x 6"W x 36"L	28 lbs.
Bike Rack - Powder Coated Steel	CIRCLEBR	32"H x 6"W x 36"L	22 lbs.



INSPIRATION COMMUNITY INSTALLATION —
AURORA, CO. Bike Rack CIRCLEBRS2
shown in stainless steel

Airi

TABLES | CHAIRS | BENCHES | RECEPTACLES | RECYCLERS

Organically modern, Airi products showcase contemporary form. Two unique architectural patterns are available in leaf or stix patterns.



MARYVILLE CENTER INSTALLATION — ST. LOUIS, MO. Tables AE26T40 with Stix Chairs AE26T60STX shown in black and textured pewter



ONE DAYTONA INSTALLATION — DAYTONA, FL. Leaf Chairs AE26T60LF with Table AE26T40 shown in textured sandstone and textured bronze

FEATURES

Aluminum and steel components are protected with a powder coated finish to resist rusting. Benches and tables are portable/surface mount style. Available in colors shown at anovafurnishings.com/Airi.

Tables Aluminum table tops with pedestal style cast aluminum legs. Available with or without an umbrella hole.

40" Aluminum Round Bistro Table	AE26T40	29"H x 40"Dia.	60 lbs.
48" Aluminum Round Table	AE26T48	29"H x 48"Dia.	70 lbs.



Table AE26T40 and
Stix Chair with Armrests AE26T70STX

Chairs Heavy-gauge, perforated, aluminum seat and back with cast aluminum frame and legs.

Stix Chair	AE26T60STX	35"H x 20"W x 23"D	25 lbs.
Leaf Chair	AE26T60LF	35"H x 20"W x 23"D	25 lbs.
Stix Chair w/Armrests	AE26T70STX	35"H x 24"W x 23"D	27 lbs.
Leaf Chair w/Armrests	AE26T70LF	35"H x 24"W x 23"D	27 lbs.



Lucaya Umbrella 9LP; see details at
anovafurnishings.com.



INSPIRATION CLUB INSTALLATION — DENVER, CO. Contour Bench AE2680STX shown in textured bronze and textured pewter



Flat Bench AE2690STX



Contour Bench AE2680LF

Benches Heavy-gauge, perforated steel seat with cast aluminum ends. Patented.

6' Stix Flat Bench	AE2690STX	18"H x 22"W x 75"L	83 lbs.
6' Stix Contour Bench	AE2680STX	35"H x 23"W x 75"L	134 lbs.
4' Leaf Flat Bench	AE2694LF	18"H x 22"W x 51"L	66 lbs.
6' Leaf Flat Bench	AE2690LF	18"H x 22"W x 75"L	85 lbs.
6' Leaf Contour Bench	AE2680LF	35"H x 23"W x 75"L	143 lbs.



MARYVILLE CENTER INSTALLATION — ST. LOUIS, MO. Stix pattern receptacle AE2645CT-STX shown in black and textured pewter

Receptacles Heavy-gauge steel with extruded aluminum frame. Side door features a magnetic door latch, continuous geared hinge and cam lock system.

45 Gallon Standard Bonnet Top	AE2645CT	47"H x 26"W x 22"D	194 lbs.
45 Gallon Leaf Bonnet Top	AE2645CT-LF	47"H x 26"W x 22"D	186 lbs.
45 Gallon Stix Bonnet Top	AE2645CT-STX	47"H x 26"W x 22"D	182 lbs.
45 Gallon Standard Curved Top	AE2645CBT	50"H x 26"W x 22"D	212 lbs.
45 Gallon Leaf Curved Top	AE2645CBT-LF	50"H x 26"W x 22"D	200 lbs.
45 Gallon Stix Curved Top	AE2645CBT-STX	50"H x 26"W x 22"D	200 lbs.

Recyclers Recycle logos laser cut into the steel. Factory-installed recycling decals are available upon request at no charge.

45 Gallon Standard Bonnet Top	AE2645RCT	47"H x 26"W x 22"D	196 lbs.
45 Gallon Leaf Bonnet Top	AE2645RCT-LF	47"H x 26"W x 22"D	188 lbs.
45 Gallon Stix Bonnet Top	AE2645RCT-STX	47"H x 26"W x 22"D	184 lbs.
45 Gallon Standard Curved Top	AE2645RCBT	50"H x 26"W x 22"D	214 lbs.
45 Gallon Leaf Curved Top	AE2645RCBT-LF	50"H x 26"W x 22"D	202 lbs.
45 Gallon Stix Curved Top	AE2645RCBT-STX	50"H x 26"W x 22"D	202 lbs.



Stix Pattern Receptacle AE2645CT-STX



Leaf Pattern Receptacle AE2645CT-LF



Standard Receptacle AE2645CT



Stix Pattern Recycler AE2645RCT-STX

Mixx

TABLES | BENCHES | STOOLS

Warm and inviting, Mixx products deliver a modern vibe. Modular tables, benches and stools in Thermory or recycled plastic allow you to design your perfect space.



PHILLIES STADIUM/CITIZEN'S PARK INSTALLATION — Square Bar Height Table MIX2935T and Stool MIX2937T shown in Thermory and textured pewter



Rectangular Table MIX2945R shown in mahogany and textured sandstone

FEATURES

Steel components are protected with a powder coated finish to resist rusting. All recycled plastic planks are 95% recycled content by weight. Thermory planks are made from thermally-modified North American White Ash and will naturally age to a silver/ grey color if left untreated. Available in colors shown at anovafurnishings.com/mixx.

Tables Thermory or recycled plastic planks with steel frame and legs. Standard height tables available with or without umbrella hole. *ADA compliant.

34" Square Thermory	MIX2925T	31"H x 34"Sq.	83 lbs.
42" Square Thermory*	MIX2920T	31"H x 42"Sq.	94 lbs.
34" Square Thermory Bar Height	MIX2935T	37"H x 34"Sq.	104 lbs.
42" Square Thermory Bar Height	MIX2930T	37"H x 42"Sq.	119 lbs.
34" Wide Rectangular Thermory*	MIX2945T	31"H x 34"W x 72"L	118 lbs.
34" Wide Rectangular Thermory Bar Height	MIX2955T	37"H x 34"W x 72"L	148 lbs.
42" Wide Rectangular Thermory*	MIX2940T	31"H x 42"W x 72"L	133 lbs.
42" Wide Rectangular Thermory Bar Height	MIX2950T	37"H x 42"W x 72"L	166 lbs.
34" Square Recycled Plastic	MIX2925R	31"H x 34"Sq.	84 lbs.
42" Square Recycled Plastic*	MIX2920R	31"H x 42"Sq.	106 lbs.
34" Square Recycled Plastic Bar Height	MIX2935R	37"H x 34"Sq.	106 lbs.
42" Square Recycled Plastic Bar Height	MIX2930R	37"H x 42"Sq.	131 lbs.
34" Wide Rectangular Recycled Plastic*	MIX2945R	31"H x 34"W x 72"L	135 lbs.
34" Wide Rectangular Recycled Plastic Bar Height	MIX2955R	37"H x 34"W x 72"L	166 lbs.
42" Wide Rectangular Recycled Plastic*	MIX2940R	31"H x 42"W x 72"L	154 lbs.
42" Wide Rectangular Recycled Plastic Bar Height	MIX2950R	37"H x 42"W x 72"L	186 lbs.



Square Table MIX2925T



Rectangular Bar Height Table MIX2950T



SWT DESIGN INSTALLATION — ST. LOUIS, MO. Rectangular Table MIX2940T, Bench MIX2960T and Stool MIX2927T shown in Thermory and textured fern

Benches and Stools *Thermory or recycled plastic planks with steel frame and legs.*

Thermory Stool	MIX2927T	18"H x 15"Sq.	22 lbs.
Thermory Bar Height Stool	MIX2937T	25"H x 15"Sq.	28 lbs.
Thermory 5' Bench	MIX2960T	18"H x 15"W x 60"L	47 lbs.
Recycled Plastic Stool	MIX2927R	18"H x 15"Sq.	24 lbs.
Recycled Plastic Bar Height Stool	MIX2937R	25"H x 15"Sq.	32 lbs.
Recycled Plastic 5' Bench	MIX2960R	18"H x 15"W x 60"L	53 lbs.



Bench 2960R

Lucaya Umbrellas *Sunbrella®, marine-grade, acrylic fabric with aluminum pole. Additional umbrellas, standard and premium umbrella fabric colors and pole colors available at anovafurnishings.com/umbrellas.*

9' Diameter – Standard Color Fabric	9LPU	99"H x 9'Dia.	28 lbs.
9' Diameter – Premium Color Fabric	9LPU-NS	99"H x 9'Dia.	28 lbs.
9' Diameter – Standard Color Fabric	9LPU-CSC	90"H x 9'Dia.	26 lbs.



Lucaya Umbrella 9LPU-CSC; see details at anovafurnishings.com



Square Bar Height Table MIX2935T, Bench MIX2960T and Bar Height Stool MIX2937T shown in Thermory and textured pewter

Allure

BENCHES | BIKE RACK

The uniquely graceful organic design of the Allure bench creates a distinctly fresh and sophisticated take on outdoor seating.



ONE DAYTONA INSTALLATION — DAYTONA, FL. Contour Bench AL1980 shown in textured sandstone and textured pewter



Contour Bench AL1980T and Flat Bench AL1990T shown in thermory and textured sandstone

FEATURES

Steel and aluminum components are protected with a powder coated finish to resist rusting. All recycled plastic planks are 95% recycled content by weight. Thermory planks are made from thermally-modified North American White Ash and will naturally age to a silver/grey color if left untreated. Surface mount style. Available in colors shown at anovafurnishings.com/allure.

Benches Thermory, recycled plastic or aluminum planks with aluminum accents, steel frame and cast aluminum ends. Patented.

4' Thermory Contour Bench	AL1984T	33"H x 25"W x 49"L	87 lbs.
6' Thermory Contour Bench	AL1980T	33"H x 25"W x 73"L	110 lbs.
4' Thermory Flat Bench	AL1994T	17"H x 19"W x 49"L	47 lbs.
6' Thermory Flat Bench	AL1990T	17"H x 19"W x 73"L	60 lbs.
4' Recycled Plastic Contour Bench	AL1984R	33"H x 25"W x 49"L	96 lbs.
6' Recycled Plastic Contour Bench	AL1980R	33"H x 25"W x 73"L	124 lbs.
4' Recycled Plastic Flat Bench	AL1994R	17"H x 19"W x 49"L	51 lbs.
6' Recycled Plastic Flat Bench	AL1990R	17"H x 19"W x 73"L	66 lbs.
4' Aluminum Contour Bench	AL1984	33"H x 25"W x 49"L	85 lbs.
6' Aluminum Contour Bench	AL1980	33"H x 25"W x 73"L	107 lbs.
4' Aluminum Flat Bench	AL1994	17"H x 19"W x 49"L	47 lbs.
6' Aluminum Flat Bench	AL1990	17"H x 19"W x 73"L	59 lbs.



Receptacle LEX45
shown on page 37



Receptacle TR35DT
shown on page 47



DISCOVERY PARK INSTALLATION — PARKER, CO. Wall Mount Contour Bench AL1980WR shown in mahogany and textured pewter

FEATURES

Steel and aluminum components are protected with a powder coated finish to resist rusting. All recycled plastic planks are 95% recycled content by weight. Thermory planks are made from thermally-modified North American White Ash and will naturally age to a silver/grey color if left untreated. Wall mount style mounts on the top of a wall. Available in colors shown at anovafurnishings.com/allure.

Wall Mount Benches *Thermory, recycled plastic or aluminum planks with aluminum accents, steel frame and cast aluminum ends.*

6' Thermory Contour Bench, Wall Mount	AL1980WT	20"H x 24"W x 73"L	91 lbs.
6' Thermory Flat Bench, Wall Mount	AL1990WT	4"H x 19"W x 73"L	51 lbs.
6' Recycled Plastic Contour Bench, Wall Mount	AL1980WR	20"H x 24"W x 73"L	105 lbs.
6' Recycled Plastic Flat Bench, Wall Mount	AL1990WR	4"H x 19"W x 73"L	57 lbs.
6' Aluminum Contour Bench, Wall Mount	AL1980W	20"H x 24"W x 73"L	88 lbs.
6' Aluminum Flat Bench, Wall Mount	AL1990W	4"H x 19"W x 73"L	50 lbs.

FEATURES

Cast aluminum protected with a powder coated finish to resist rusting. Surface mount style. Available in colors shown at anovafurnishings.com/allure.

Bike Rack *Rustproof, cast aluminum construction.*

Aluminum Bike Rack	AL19BR2	33"H x 5"W x 13"L	14 lbs.
--------------------	---------	-------------------	---------



Bike Rack AL19BR2 shown in textured pewter



Contour Bench AL1980P — shown in textured bronze and textured sandstone and Bike Rack AL19BR2 shown in textured bronze

FEATURES

Allure Access steel seating is protected by the Fusion Advantage finish (see page 3 for details). Steel and aluminum components are protected with a powder coated finish to resist rusting. Available in colors shown at anovafurnishings.com/allure-access.

Allure Access Benches Steel seat protected by the Fusion Advantage finish with powder coated cast aluminum legs. Patented.

6' Allure Access Contour Bench	AL1980P	33"H x 26"W x 72"L	169 lbs.
6' Allure Access Flat Bench	AL1990P	17"H x 20"W x 72"L	105 lbs.



Bistro Table L1400 shown on page 43



Flat Bench AL1990P — shown in textured charcoal and textured bronze



Recycler AE2645RCT shown on page 23

Coronado

BENCHES

Simplicity reinvented in sustainable Thermory or recycled plastic. This sophisticated take on classic design transitions easily from outdoors to interior spaces.



POLICE MEMORIAL GARDEN INSTALLATION — TAMPA, FL. Bench CR2780R shown in mahogany and textured pewter



POLICE MEMORIAL GARDEN INSTALLATION — TAMPA, FL. Bench CR2780R shown in mahogany and textured pewter

FEATURES

Aluminum components are protected with a powder coated finish to resist rusting. Thermory planks are made from thermally-modified North American White Ash and will naturally age to a silver/grey color if left untreated. All plastic planks are 95% recycled content by weight. Benches are portable/surface mount style. Available in colors shown at anovafurnishings.com/coronado.

Benches *Thermory or recycled plastic planks with all aluminum components.*

4' Thermory Contour Bench	CR2784T	35"H x 23"W x 52"L	97 lbs.
6' Thermory Contour Bench	CR2780T	35"H x 23"W x 76"L	126 lbs.
4' Recycled Plastic Contour Bench	CR2784R	35"H x 23"W x 52"L	113 lbs.
6' Recycled Plastic Contour Bench	CR2780R	35"H x 23"W x 76"L	150 lbs.



Receptacle BH1845TBT
shown on page 40



Bench CR2780T

Exposition

TABLES | BENCHES | RECEPTACLES | RECYCLERS

Mid-century mod is on display in the curving contours of the Exposition collection. Inviting, ergonomic seating provides the perfect blend of comfort and style. Completing the collection are versatile table configurations that are beautifully practical.



Table with Swivel Seats LEX1660S shown in textured charcoal



ADA Table LEX1641 shown in textured sandstone



ADA Table LEX1640



Table LEX1661

FEATURES

All seating and table tops are protected by the Fusion Advantage finish (see page 3 for details). Frames are protected with a powder coated finish to resist rusting. Tables are portable/surface mount style. Bistro tables are surface mount only. Available in colors shown at anovafurnishings.com/exposition.

Tables 12-gauge steel seating and table top with steel frame. 46" diameter table top. Four and six seat tables are patented.

4-Seat ADA Table with Contour Swivel Seats	LEX1640S	37"H x 92"Dia.	322 lbs.
6-Seat Table with Contour Swivel Seats	LEX1660S	37"H x 94"Dia.	422 lbs.
4-Seat ADA Table with Contour Seats	LEX1640	36"H x 92"Dia.	309 lbs.
6-Seat Table with Contour Seats	LEX1660	36"H x 94"Dia.	402 lbs.
4-Seat ADA Table with Flat Seats	LEX1641	30"H x 81"Dia.	253 lbs.
6-Seat Table with Flat Seats	LEX1661	30"H x 82"Dia.	324 lbs.



Bistro Table LEX1601



Bistro Table LEX1600

Bistro Tables 12-gauge steel seating and table top with steel frame. 36" diameter table top.

2-Seat Table with Contour Swivel Seats	LEX1601S	37"H x 36"W x 86"L	209 lbs.
2-Seat Table with Contour Seats	LEX1601	36"H x 36"W x 86"L	202 lbs.
2-Seat Table with Flat Seats	LEX1600	30"H x 36"W x 74"L	175 lbs.

Lucaya Umbrellas Sunbrella, marine-grade, acrylic fabric with aluminum pole. Standard and premium umbrella fabric colors and pole colors shown at anovafurnishings.com/umbrellas.

9' Diameter - Standard Color Fabric	9LPU-CSC	90"H x 9'Dia.	26 lbs.
9' Diameter - Premium Color Fabric	9LPU-CPC	90"H x 9'Dia.	26 lbs.



Lucaya Umbrella 9LPU-CSC; see details at anovafurnishings.com/umbrellas.



NORTHGLENN JUSTICE CENTER INSTALLATION — NORTHGLENN, CO. Flat Bench LEXF6 shown in textured bronze

FEATURES

Seats are protected by the Fusion Advantage finish (see page 3 for details). Armrests, legs and receptacle are protected with a powder coated finish to resist rusting. Benches and receptacle are portable/surface mount style. Available in colors shown at anovafurnishings.com/exposition.

Benches 10-gauge steel seat with steel armrests and legs.

4' Contour Bench	LEXC4	33"H x 25"W x 51"L	126 lbs.
5' Contour Bench	LEXC5	33"H x 25"W x 63"L	142 lbs.
6' Contour Bench	LEXC6	33"H x 25"W x 75"L	159 lbs.
4' Flat Bench	LEXF4	18"H x 21"W x 50"L	74 lbs.
5' Flat Bench	LEXF5	18"H x 21"W x 62"L	96 lbs.
6' Flat Bench	LEXF6	18"H x 21"W x 74"L	114 lbs.



Contour Bench LEXC6



Receptacle/Recycler LEX45 shown in textured bronze



Receptacle/Recycler LEX70



Custom Receptacle/Recycler LEX45-CUST



Custom Receptacle/Recycler LEX70-C2T

Receptacles/Recyclers 12-gauge steel; side opening door. See decal options at anovafurnishings.com/exposition. Receptacles are patented.

22 Gallon Receptacle/Recycler with Top and Liner	LEX22	39"H x 25"W x 19"D	132 lbs.
33 Gallon Receptacle/Recycler with Top and Liner	LEX33	42"H x 28"W x 20"D	171 lbs.
45 Gallon Receptacle/Recycler with Top and Liner	LEX45	44"H x 30"W x 24"D	198 lbs.
70 Gallon Receptacle/Recycler with Top and Liners	LEX70	47"H x 40"W x 31"D	286 lbs.

Custom Receptacles/Recyclers Available with your custom art laser-cut into the steel, with or without colored back panel. See decal options at anovafurnishings.com/exposition. Receptacles are patented.

33 Gallon Receptacle/Recycler with Top and Liner	LEX33-CUST	42"H x 28"W x 20"D	171 lbs.
45 Gallon Receptacle/Recycler with Top and Liner	LEX45-CUST	44"H x 30"W x 24"D	198 lbs.
70 Gallon Receptacle/Recycler with Top and Liners	LEX70-CUST	47"H x 40"W x 31"D	286 lbs.
33 Gallon Receptacle/Recycler with 2-Tone Panel, Top and Liner	LEX33-C2T	42"H x 28"W x 20"D	181 lbs.
45 Gallon Receptacle/Recycler with 2-Tone Panel, Top and Liner	LEX45-C2T	44"H x 30"W x 24"D	208 lbs.
70 Gallon Receptacle/Recycler with 2-Tone Panel, Top and Liners	LEX70-C2T	47"H x 40"W x 31"D	296 lbs.

Plastic Receptacles/Recyclers 100% marine-grade, high density, scratch-resistant polyethylene construction with UV inhibitors; side opening door. See decal options at anovafurnishings.com/exposition. Receptacles are patented.

22 Gallon Plastic Receptacle/Recycler with Top and Liner	LEX22P	39"H x 26"W x 19"D	52 lbs.
33 Gallon Plastic Receptacle/Recycler with Top and Liner	LEX33P	42"H x 29"W x 21"D	67 lbs.



Receptacle/Recycler LEX33P

Beacon Hill

TABLES | BENCHES | RECEPTACLES | RECYCLERS | PLANTERS | BIKE RACKS

Sustainable style is expertly showcased in the stunning Beacon Hill Collection. Contemporary steel accents complement your choice of premium Thermory planks or maintenance-free recycled plastic lumber.



NORTHGLEN INSTALLATION — DENVER, CO. Table BH1840R shown in cedar and textured bronze

FEATURES

Steel, aluminum and cast iron components are protected with a powder coated finish to resist rusting. All recycled plastic planks are 95% recycled content by weight. Thermory planks are made from thermally-modified North American White Ash and will naturally age to a silver/grey color if left untreated. Benches and tables are portable/surface mount style. Bistro tables and ADA tables are surface mount only. Available in colors shown at anovafurnishings.com/beacon.hill.

Tables *Thermory or recycled plastic planks with aluminum accents and steel frame. 42" sq. table top.*

4-Seat Thermory Table with Contour Swivel Seats	BH1840ST	37"H x 92"Sq.	358 lbs.
4-Seat Thermory Table with Contour Seats	BH1840T	36"H x 92"Sq.	345 lbs.
4-Seat Thermory Table with Flat Seats	BH1841T	30"H x 87"Sq.	277 lbs.
4-Seat Recycled Plastic Table with Contour Swivel Seats	BH1840SR	37"H x 92"Sq.	391 lbs.
4-Seat Recycled Plastic Table with Contour Seats	BH1840R	36"H x 92"Sq.	378 lbs.
4-Seat Recycled Plastic Table with Flat Seats	BH1841R	30"H x 87"Sq.	296 lbs.

ADA Tables *Thermory or recycled plastic planks with aluminum accents and steel frame. 42" sq. table top.*

3-Seat Thermory Table with Contour Swivel Seats	BH1830ST	37"H x 67"W x 92"L	303 lbs.
3-Seat Thermory Table with Contour Seats	BH1830T	36"H x 67"W x 92"L	293 lbs.
3-Seat Thermory Table with Flat Seats	BH1831T	30"H x 64"W x 87"L	242 lbs.
3-Seat Recycled Plastic Table with Contour Swivel Seats	BH1830SR	37"H x 67"W x 92"L	312 lbs.
3-Seat Recycled Plastic Table with Contour Seats	BH1830R	36"H x 67"W x 92"L	303 lbs.
3-Seat Recycled Plastic Table with Flat Seats	BH1831R	30"H x 64"W x 87"L	263 lbs.

Bistro Tables *Thermory or recycled plastic planks with aluminum accents and steel frame. 34" sq. table top.*

2-Seat Thermory Table with Contour Swivel Seats	BH1801ST	37"H x 34"W x 82"L	201 lbs.
2-Seat Thermory Table with Contour Seats	BH1801T	36"H x 34"W x 82"L	195 lbs.
2-Seat Thermory Table with Flat Seats	BH1800T	30"H x 34"W x 77"L	170 lbs.
2-Seat Recycled Plastic Table with Contour Swivel Seats	BH1801SR	37"H x 34"W x 82"L	221 lbs.
2-Seat Recycled Plastic Table with Contour Seats	BH1801R	36"H x 34"W x 82"L	215 lbs.
2-Seat Recycled Plastic Table with Flat Seats	BH1800R	30"H x 34"W x 77"L	184 lbs.

Lucaya Umbrellas *Sunbrella, marine-grade, acrylic fabric with aluminum pole. Standard and premium umbrella fabric colors and pole colors shown at anovafurnishings.com/umbrellas.*

9' Diameter - Standard Color Fabric	9LPU-CSC	90"H x 9'Dia.	26 lbs.
9' Diameter - Premium Color Fabric	9LPU-CPC	90"H x 9'Dia.	26 lbs.



Table BH1841T



Table BH1800T



Bistro Table BH1801T



ADA Table BH1831T



Lucaya Umbrella 9LPU-CSC; see details at anovafurnishings.com/umbrellas



NORTHGLEN INSTALLATION — DENVER, CO. Table BH1840R shown in cedar and textured bronze



RALEIGH CHURCH INSTALLATION —RALEIGH, NC. Contour Bench BH1880T shown in Thermory and textured black



Flat Bench BH1890R

Benches Thermory or recycled plastic planks with aluminum accents, steel frame and cast iron ends. Patented.

4' Thermory Contour Bench	BH1884T	34"H x 25"W x 53"L	159 lbs.
6' Thermory Contour Bench	BH1880T	34"H x 25"W x 77"L	188 lbs.
4' Thermory Flat Bench	BH1894T	23"H x 24"W x 53"L	129 lbs.
6' Thermory Flat Bench	BH1890T	23"H x 24"W x 77"L	148 lbs.
4' Recycled Plastic Contour Bench	BH1884R	34"H x 25"W x 53"L	169 lbs.
6' Recycled Plastic Contour Bench	BH1880R	34"H x 25"W x 77"L	204 lbs.
4' Recycled Plastic Flat Bench	BH1894R	23"H x 24"W x 53"L	134 lbs.
6' Recycled Plastic Flat Bench	BH1890R	23"H x 24"W x 77"L	155 lbs.



Receptacle BH1835R

Receptacles Thermory or recycled plastic planks with steel frame. Planks available in your choice of vertical or horizontal orientation.

35 Gallon Thermory Receptacle with Open Top and Liner	BH1835T	32"H x 23"Sq.	101 lbs.
35 Gallon Thermory Receptacle with Bonnet Top and Liner	BH1835TBT	40"H x 23"Sq.	114 lbs.
45 Gallon Thermory Receptacle with Open Top and Liner	BH1845T	35"H x 24"Sq.	102 lbs.
45 Gallon Thermory Receptacle with Bonnet Top and Liner	BH1845TBT	43"H x 24"Sq.	116 lbs.
35 Gallon Recycled Plastic Receptacle with Open Top and Liner	BH1835R	32"H x 23"Sq.	118 lbs.
35 Gallon Recycled Plastic Receptacle with Bonnet Top and Liner	BH1835RBT	40"H x 23"Sq.	130 lbs.
45 Gallon Recycled Plastic Receptacle with Open Top and Liner	BH1845R	35"H x 24"Sq.	129 lbs.
45 Gallon Recycled Plastic Receptacle with Bonnet Top and Liner	BH1845RBT	43"H x 24"Sq.	142 lbs.



Receptacle BH1845RBT and Planter BH1825PR shown in mahogany and textured sandstone



Receptacle/Recycler BH1870TBT



Planter BH1825PT

Double Receptacles/Recyclers Thermory or recycled plastic planks with steel frame.
Planks available in your choice of vertical or horizontal orientation.

70 Gallon Thermory with Open Top and Liners	BH1870T	32"H x 23"W x 42"L	163 lbs.
70 Gallon Thermory with Bonnet Top and Liners	BH1870TBT	40"H x 23"W x 42"L	190 lbs.
70 Gallon Recycled Plastic with Open Top and Liners	BH1870R	32"H x 23"W x 42"L	188 lbs.
70 Gallon Recycled Plastic with Bonnet Top and Liners	BH1870RBT	40"H x 23"W x 42"L	215 lbs.

Planters Thermory or recycled plastic planks with steel frame. Planks available in your choice of vertical or horizontal orientation.

25 Gallon Thermory Planter with Top and Liner	BH1825PT	21"H x 23"Sq.	60 lbs.
50 Gallon Thermory Planter with Top and Liners	BH1850PT	21"H x 23"W x 42"L	127 lbs.
25 Gallon Recycled Plastic Planter with Top and Liner	BH1825PR	21"H x 23"Sq.	80 lbs.
50 Gallon Recycled Plastic Planter with Top and Liners	BH1850PR	21"H x 23"W x 42"L	143 lbs.



Planter BH1850PR

BIKE RACK FEATURES

Two bike capacity. Steel components are available in two finishes. Quality stainless steel is highly resistant to salt corrosion, rusting, pitting and cracking. Powder coated finish resists rusting. Surface mount style. Available in colors shown at anovafurnishings.com/beaconhill.

Bike Racks Available in stainless steel or powder coated steel.

Bike Rack with Standard Medallion - Stainless Steel	LBCBR	32"H x 6"W x 40"L	40 lbs.
Bike Rack with Standard Medallion - Powder Coated Steel	LBCBR2	32"H x 6"W x 40"L	40 lbs.
Bike Rack with Custom Medallion - Stainless Steel	LBCBR-CUST	32"H x 6"W x 40"L	40 lbs.
Bike Rack with Custom Medallion - Powder Coated Steel	LBCBR2-CUST	32"H x 6"W x 40"L	40 lbs.



Bike Rack LBCBR2-CUST

Latitude

TABLES | BENCHES | RECEPTACLES | RECYCLERS

Choose Latitude for clean lines, modern finishing, and ergonomic comfort. This collection features several bench options, large-capacity receptacles, and fresh table designs to complement any site.



PARK 270 INSTALLATION — MARYLAND HEIGHTS, MO. Table L1449S and Table L1447S shown in navy and textured silver



Bistro Table L1401S and Bistro Table L1400 shown in black



Table L1449S



Table L1444



ADA Table L1451S



Bistro Table L1400

FEATURES

All seating, table tops and receptacle bases are protected by the Fusion Advantage finish (see page 3 for details). Bench ends, legs and armrests, table frames and receptacle tops are protected with a powder coated finish to resist rusting. Benches and tables are portable/surface mount style. Bistro tables and ADA tables are surface mount only. Available in colors shown at anovafurnishings.com/lattitude.

Tables 12-gauge steel seating and 46" diameter table top with steel frame. Tables with contour seats also available in fixed seat style at anovafurnishings.com/lattitude.

4-Seat Table with Contour Swivel Seats	L1449S	35"H x 93"Dia.	327 lbs.
5-Seat Table with Contour Swivel Seats	L1447S	35"H x 94"Dia.	385 lbs.
6-Seat Table with Contour Swivel Seats	L1446S	35"H x 93"Dia.	436 lbs.
4-Seat Table with Flat Seats	L1448	30"H x 85"Dia.	274 lbs.
5-Seat Table with Flat Seats	L1445	30"H x 87"Dia.	319 lbs.
6-Seat Table with Flat Seats	L1444	30"H x 85"Dia.	356 lbs.
3-Seat ADA Table with Contour Swivel Seats	L1451S	36"H x 70"W x 93"L	289 lbs.
3-Seat ADA Table with Flat Seats	L1450	30"H x 66"W x 85"L	249 lbs.

Bistro Tables 12-gauge steel seating and 36" diameter table top with steel frame.

2-Seat Table with Contour Swivel Seats	L1401S	36"H x 36"W x 83"L	204 lbs.
2-Seat Table with Contour Seats	L1401	35"H x 36"W x 83"L	197 lbs.
2-Seat Table with Flat Seats	L1400	30"H x 36"W x 75"L	177 lbs.

Lucaya Umbrellas Sunbrella marine-grade, acrylic fabric. Standard and premium fabric colors and pole colors shown at anovafurnishings.com/umbrellas.

9' Diameter - Standard Color Fabric	9LPU-CSC	90"H x 9'Dia.	26 lbs.
9' Diameter - Premium Color Fabric	9LPU-CPC	90"H x 9'Dia.	26 lbs.



Contour Bench L1441 and Receptacle L1439 shown in black and textured silver



Contour Bench L1441P



Flat Bench L1443

Benches 12-gauge steel seat with formed steel armrests and cast aluminum ends.

4' Contour Bench	L1440	34"H x 25"W x 48"L	102 lbs.
6' Contour Bench	L1441	34"H x 25"W x 72"L	133 lbs.
4' Contour Bench with Armrests	L1440A	34"H x 25"W x 48"L	109 lbs.
6' Contour Bench with Armrests	L1441A	34"H x 25"W x 72"L	140 lbs.
6' Contour Bench with Divided Seating	L1441P	34"H x 25"W x 72"L	148 lbs.
4' Flat Bench	L1442	18"H x 24"W x 48"L	91 lbs.
6' Flat Bench	L1443	18"H x 24"W x 72"L	121 lbs.



Contour Bench L1441A shown in textured silver



M^cCORMICK PARK INSTALLATION — IL. Receptacle L2040 shown in textured charcoal

Receptacles 16- and 40-gallon bases: 12-gauge steel; 55-gallon base: 14-gauge steel; steel tops.

16 Gallon Receptacle with Contour Top and Liner	L1438	25"H x 17"Dia.	57 lbs.
40 Gallon Receptacle with Contour Top and Liner	L1439	34"H x 24"Dia.	105 lbs.
40 Gallon Receptacle with Bonnet Top and Liner	L1439BT	44"H x 24"Dia.	114 lbs.
40 Gallon Receptacle with Bonnet Ash Top and Liner	L1439AT	44"H x 24"Dia.	121 lbs.
40 Gallon French Door Receptacle with Built-In Bonnet Top and Liner	L2040	43"H x 25"Dia.	162 lbs.
40 Gallon French Door Receptacle with Built-In Bonnet Ash Top and Liner	L2040AT	43"H x 25"Dia.	169 lbs.
55 Gallon Receptacle with Bonnet Top and Liner	L2055	46"H x 28"Dia.	173 lbs.
55 Gallon Receptacle with Bonnet Ash Top and Liner	L2055A	46"H x 28"Dia.	178 lbs.



Receptacle L1439 and Receptacle 1438



Receptacle L2040



Receptacle L2055A



Receptacle L2055

Madison

TABLE | BENCHES | RECEPTACLES

Minimal matte steel warms up with the texture of fine-quality Thermory or recycled plastic lumber. Our ergonomic construction offers comfort without sacrificing aesthetics.



Contour Bench THMC6 and Receptacle TT350T shown in Thermory and textured orange



Table RCPMT4 shown in mahogany and textured black



Flat Bench THMF6

FEATURES

All steel components are protected with a powder coated finish to resist rusting. All recycled plastic planks are 95% recycled content by weight. Thermory planks are made from thermally-modified North American White Ash and will naturally age to a silver/grey color if left untreated. Benches are portable/surface mount style. Available in colors shown at anovafurnishings.com/madison.

Tables *Thermory or recycled plastic planks with steel frame.*

4' Thermory Conversation Table	THMT4	19"H x 48"W x 52"L	217 lbs.
4' Recycled Plastic Conversation Table	RCPMT4	19"H x 48"W x 52"L	247 lbs.

Benches *Thermory or recycled plastic planks with steel frame.*

6' Thermory Contour Bench	THMC6	35"H x 28"W x 79"L	214 lbs.
6' Recycled Plastic Contour Bench	RCPMC6	35"H x 28"W x 79"L	244 lbs.
6' Thermory Flat Bench	THMF6	19"H x 20"W x 72"L	108 lbs.
6' Recycled Plastic Flat Bench	RCPMF6	19"H x 20"W x 72"L	123 lbs.

Thermory Receptacles *Thermory planks and steel side panels/frame with steel top.*

35 Gallon Receptacle with Open Top and Liner	TT35OT	32"H x 24"Dia.	60 lbs.
35 Gallon Receptacle with Ash/Trash Top and Liner	TT35AT	32"H x 24"Dia.	66 lbs.
35 Gallon Receptacle with Bonnet Ash Top and Liner	TT35BTA	40"H x 24"Dia.	76 lbs.
35 Gallon Receptacle with Open Hood Top and Liner	TT35DT	39"H x 24"Dia.	65 lbs.
35 Gallon Receptacle with Bonnet Top and Liner	TT35BT	40"H x 24"Dia.	69 lbs.
35 Gallon Receptacle with Visor Hood Top and Liner	TT35VBT	39"H x 24"Dia.	68 lbs.

Recycled Plastic Receptacles *Recycled plastic planks and steel side panels/frame with steel top.*

35 Gallon Receptacle with Open Top and Liner	TR35OT	32"H x 24"Dia.	73 lbs.
35 Gallon Receptacle with Ash/Trash Top and Liner	TR35AT	32"H x 24"Dia.	79 lbs.
35 Gallon Receptacle with Bonnet Ash Top and Liner	TR35BTA	40"H x 24"Dia.	89 lbs.
35 Gallon Receptacle with Open Hood Top and Liner	TR35DT	39"H x 24"Dia.	78 lbs.
35 Gallon Receptacle with Bonnet Top and Liner	TR35BT	40"H x 24"Dia.	82 lbs.
35 Gallon Receptacle with Visor Hood Top and Liner	TR35VBT	39"H x 24"Dia.	81 lbs.



Receptacle TT35AT



Receptacle TR35DT

Metrix

BENCHES | RECEPTACLES | RECYCLERS

Straight lines, crisp angles and comfortable design make the Metrix Collection the ideal solution for your modern space.



INSPIRATION CLUB INSTALLATION — DENVER, CO. Receptacle/Recycler L2006 shown in textured silver



Contour Bench L2016 and Flat Bench L2014 shown in textured bronze

FEATURES

All steel components are protected with a powder coated finish to resist rusting. Benches are portable/surface mount style. Available in colors shown at anovafurnishings.com/metrix.

Benches 14-gauge steel seat and back with 12-gauge steel ends.

4' Contour Bench	L2015	35"H x 25"W x 48"L	121 lbs.
5' Contour Bench	L2010	35"H x 25"W x 60"L	143 lbs.
6' Contour Bench	L2016	35"H x 25"W x 72"L	164 lbs.
4' Flat Bench	L2012	18"H x 21"W x 48"L	77 lbs.
5' Flat Bench	L2013	18"H x 21"W x 60"L	91 lbs.
6' Flat Bench	L2014	18"H x 21"W x 72"L	105 lbs.

Receptacles/Recyclers 16-gallon base: 12-gauge steel; 40- and 50-gallon base: 10-gauge steel. Steel receptacle/recycler tops. See decal options at anovafurnishings.com/metrix.

16 Gallon Receptacle with Contour Top and Liner	L2008	27"H x 17"Dia.	46 lbs.
40 Gallon Receptacle with Contour Top and Liner	L2009	44"H x 24"Dia.	126 lbs.
40 Gallon Receptacle with Ashtray Top, Side Door and Liner	L2007	44"H x 24"Dia.	131 lbs.
40 Gallon Receptacle with Dual Openings, Side Door and Liner	L2019	44"H x 24"Dia.	126 lbs.
40 Gallon Receptacle with Ashtray Top, Dual Openings, Side Door and Liner	L2019A	44"H x 24"Dia.	131 lbs.
40 Gallon Recycler with Dual Openings, Side Door and Liner	L2020	44"H x 24"Dia.	126 lbs.
40 Gallon Recycler with Ashtray Top, Dual Openings, Side Door and Liner	L2020A	44"H x 24"Dia.	131 lbs.
50 Gallon Receptacle with Contour Top, Side Door and Liner	L2006	44"H x 24"Dia.	136 lbs.



Flat Bench L2014



Receptacle L2008



Receptacle L2019



Recycler L2020A



Receptacle L2006

Tuscany

TABLES | CHAIRS

Tuscany tables and chairs sport a minimalist design that delivers maximum impact. Slim steel accents complement your choice of premium Thermory planks or maintenance-free recycled plastic lumber.



Bistro Table T2237T and Chair T2235T shown in Thermory and textured bronze



Bar Height Table T2247T and Bar Height Chair T2245T shown in Thermory and textured white



Receptacle TR35DT shown on page 47



Planter BH1825PT shown on page 41

FEATURES

Steel components are protected with a powder coated finish to resist rusting. All recycled plastic planks are 95% recycled content by weight. Thermory planks are made from thermally-modified North American White Ash and will naturally age to a silver/grey color if left untreated. Available in colors shown at anovafurnishings.com/tuscany. *ADA-compliant.

Tables *Thermory or recycled plastic planks with steel frame. 34"W x 36"L table top.*

Thermory Bar Height Table*	T2247T	40"H x 34"W x 36"L	63 lbs.
Thermory Bistro Table	T2237T	31"H x 34"W x 36"L	58 lbs.
Recycled Plastic Bar Height Table*	T2247R	40"H x 34"W x 36"L	71 lbs.
Recycled Plastic Bistro Table	T2237R	31"H x 34"W x 36"L	66 lbs.

Chairs *Thermory or recycled plastic planks with steel frame.*

Thermory Bar Height Chair	T2245T	43"H x 20"W x 23"D	35 lbs.
Thermory Chair	T2235T	33"H x 20"W x 24"D	26 lbs.
Recycled Plastic Bar Height Chair	T2245R	43"H x 20"W x 23"D	38 lbs.
Recycled Plastic Chair	T2235R	33"H x 20"W x 24"D	29 lbs.



Bar Height Chair T2245R

Alliance

BENCH

Collaboratively designed by Anova and Arcturis, the aptly named Alliance bench combines environmentally conscious seating with striking artistic form. Arcturis, a St. Louis-based architectural and design firm founded in 1977, specializes in building environments that inspire and serve people.



GLOVER PARK INSTALLATION — GLEN ALLEN, VA. Flat Bench RCPAF6 shown in mahogany and textured pewter



Flat Bench THAF6 shown in Thermory and textured bronze; Coordinating receptacle TT350T shown on page 47

FEATURES

All steel components are protected with a powder coated finish to resist rusting. All recycled plastic planks are 95% recycled content by weight. Thermory planks are made from thermally-modified North American White Ash and will naturally age to a silver/grey color if left untreated. Portable/surface mount style. Available in colors shown at anovafurnishings.com/alliance.

Bench Thermory or recycled plastic planks with steel frame and legs.

6' Thermory Flat Bench	THAF6	20"H x 22"W x 73"L	193 lbs.
6' Recycled Plastic Flat Bench	RCPAF6	20"H x 22"W x 73"L	212 lbs.



Planter BH1825PR shown on page 41

Guardian

TREE GUARDS | PRIVACY SCREEN

Vital in urban areas, Guardian tree guards are a beautiful way to protect your trees and plants from pedestrians, pets, bicyclists and car door impacts.



Tree Guard GT3848CING shown in textured black

FEATURES

All steel components are protected with a powder coated finish to resist rusting. Steel patterns available in Classic or Stix. Legs for inground installation must be mounted in concrete that extends below the frost line. Modular, scalable design is available in custom configurations. Available in colors and steel patterns at anovafurnishings.com/guardian.

Tree Guard — Classic Pattern Heavy-gauge steel construction.

4' x 4' Inground Mount	GT3844CING	21"H x 50"Sq.	145 lbs.
4' x 8' Inground Mount	GT3848CING	21"H x 50"W x 98"L	218 lbs.

Tree Guard — Stix Pattern Heavy-gauge steel construction. Coordinates with Airi/Stix pattern furnishings. See pages 20-23.

4' x 4' Inground Mount	GT3844AING	21"H x 50"Sq.	145 lbs.
4' x 8' Inground Mount	GT3848AING	21"H x 50"W x 98"L	218 lbs.

Privacy Screen — Stix Pattern Heavy-gauge steel construction. Coordinates with Airi/Stix pattern furnishings. See pages 20-23.

4' x 4' Inground Mount	GT4044AING	49"H x 3"W x 50"L	80 lbs.
------------------------	------------	-------------------	---------



ROARING FORK SCHOOL DISTRICT INSTALLATION — CO. Privacy Screen GT4044AING shown in textured bronze



Stix Pattern Tree Guard GT3844AING



Stix Pattern Tree Guard GT3848AING



Classic Pattern Tree Guard GT3848CING



Stix Pattern Privacy Screen GT4044AING

Element

BENCHES | RECEPTACLES | PLANTERS

Curbside appeal is on demand with Element's parquet, embossed, or oval-patterned steel. Mix and match with these powder coated benches, receptacles, and planters.



UNIVERSITY OF MISSOURI-ST. LOUIS INSTALLATION. Contour Bench M2016 shown in textured bronze and textured pewter



Receptacle E48TPBT shown in sage and anodized aluminum



Flat Bench M2006



Receptacle E30TPCT

FEATURES

All steel components are protected with a powder coated finish to resist rusting. Steel patterns available in raised embossed, oval punched or parquet punched options. Bench is portable/surface mount. Available in colors and steel patterns (embossed, oval and parquet) at anovafurnishings.com/element.

Benches 14-gauge steel seat with 12-gauge steel frame (in oval or parquet pattern only).

6' Contour Bench	M2016	35"H x 25"W x 72"L	134 lbs.
6' Flat Bench	M2006	18"H x 21"W x 72"L	90 lbs.

Receptacles and Planter 14-gauge steel panels with aluminum frame and top. Push door, ash cover and flat open tops are polyethylene. More information available at anovafurnishings.com/element.

20 Gallon Receptacle with Ash Cover Top and Liner	E20TPAC	35"H x 18"Sq.	68 lbs.
30 Gallon Receptacle with Bonnet Ash Top and Liner	E30TPABT	37"H x 18"Sq.	69 lbs.
30 Gallon Receptacle with Bonnet Top and Liner	E30TPBT	37"H x 18"Sq.	62 lbs.
30 Gallon Receptacle with Curved Top and Liner	E30TPCT	39"H x 18"Sq.	62 lbs.
30 Gallon Receptacle with Push Door Top and Liner	E30TPHT	41"H x 18"Sq.	60 lbs.
30 Gallon Receptacle with Flat Open Top and Liner	E30TPOT	31"H x 18"Sq.	59 lbs.
32 Gallon Receptacle with Ash Cover Top and Liner	E32TPAC	37"H x 24"Sq.	101 lbs.
48 Gallon Receptacle with Bonnet Ash Top and Liner	E48TPABT	39"H x 24"Sq.	103 lbs.
48 Gallon Receptacle with Bonnet Top and Liner	E48TPBT	39"H x 24"Sq.	99 lbs.
48 Gallon Receptacle with Curved Top and Liner	E48TPCT	41"H x 24"Sq.	99 lbs.
48 Gallon Receptacle with Push Door Top and Liner	E48TPHT	43"H x 26"Sq.	99 lbs.
Planter with Liner	MPLANTER	18"H x 18"Sq.	40 lbs.



Receptacle E48TPHT



Planter MPLANTER

Upside

RECEPTACLE | RECYCLER

The Upside indoor/outdoor receptacle and recycler present a sloping silhouette with ergonomic function. A removable tilt-out bin is framed by an impact-resistant enclosure. This means trash can easily be emptied from the bin without the need for vertical lifting or the hassles caused by moving parts on side-door style receptacles.



ONE DAYTONA INSTALLATION — DAYTONA, FL. PT4500 shown in black and PT4500R shown in taupe



Recycler PT4500R shown in taupe



Receptacle PT4500



Hold Down Kit A1021

FEATURES

Removable tilt-out bin. Available in colors shown at anovafurnishings.com/upside.

Receptacle/Recycler Rotomolded plastic. Recycler features molded-in recycling logo graphic.

50 Gallon Receptacle	PT4500	45"H × 32"Dia.	54 lbs.
50 Gallon Recycler	PT4500R	45"H × 32"Dia.	54 lbs.

Rendezvous

TABLES | BENCHES | RECEPTACLES | RECYCLERS | PLANTERS

Superb details, timeless design, exceptional durability:
It's no wonder the Rendezvous Collection is a best seller.



LEEVE PARK INSTALLATION — WINONA, MN. Table L1387 shown in black; Umbrella 9LPU-CSC shown in ginkgo



BAILEY'S INTERIM PARK INSTALLATION — FAIRFAX COUNTY, VA. Table L1388S shown in textured teal and black



Table L1388S



Table L1390

FEATURES

All seating, table tops and receptacle bases are protected by the Fusion Advantage finish (see page 3 for details). Bench ends, legs and armrests, table frames and receptacle tops are protected with a powder coated finish to resist rusting. Benches and tables are portable/surface mount style. Bistro tables and ADA tables are surface mount only. Available in colors shown at anovafurnishings.com/rendezvous.

Tables 12-gauge steel table top/seats with steel frame. 46" diameter table top. Tables with contour seats are also available in fixed seat style at anovafurnishings.com/rendezvous.

4-Seat Table with Contour Swivel Seats	L1388S	35"H x 97"Dia.	327 lbs.
5-Seat Table with Contour Swivel Seats	L1393S	35"H x 96"Dia.	388 lbs.
6-Seat Table with Contour Swivel Seats	L1392S	35"H x 97"Dia.	434 lbs.
4-Seat Table with Flat Seats	L1387	30"H x 83"Dia.	270 lbs.
5-Seat Table with Flat Seats	L1391	30"H x 85"Dia.	309 lbs.
6-Seat Table with Flat Seats	L1390	30"H x 83"Dia.	348 lbs.
3-Seat ADA Table with Contour Swivel Seats	L1395S	35"H x 72"W x 97"L	286 lbs.
3-Seat ADA Table with Flat Seats	L1394	30"H x 65"W x 83"L	243 lbs.

Bistro Tables 12-gauge steel seating and table top with steel frame. 36" diameter table top.

2-Seat Table with Contour Swivel Seats	L1301S	35"H x 36"W x 87"L	211 lbs.
2-Seat Table with Contour Seats	L1301	35"H x 36"W x 87"L	204 lbs.
2-Seat Table with Flat Seats	L1300	30"H x 36"W x 73"L	176 lbs.

Lucaya Umbrellas Sunbrella marine-grade, acrylic fabric with aluminum pole. Standard and premium fabric colors and pole colors shown at anovafurnishings.com/umbrellas.

9' Diameter - Standard Color Fabric	9LPU-CSC	90"H x 9'Dia.	26 lbs.
9' Diameter - Premium Color Fabric	9LPU-CPC	90"H x 9'Dia.	26 lbs.



ADA Table L1395S



Bistro Table L1301



Bistro Table L1300



FLORIDA TRAVEL PLAZA INSTALLATION. Contour Bench L1364 shown in textured silver



Contour Bench L1360

Benches 12-gauge steel seating with cast aluminum ends, legs and armrests.

4' Contour Bench	L1361	33"H x 28"W x 52"L	159 lbs.
6' Contour Bench	L1360	33"H x 28"W x 76"L	183 lbs.
6' Contour Bench with Center Armrest	L1360A	33"H x 28"W x 76"L	193 lbs.
8' Contour Bench with Center Armrest/Leg	L1364	33"H x 28"W x 100"L	274 lbs.
12' Contour Bench with Center Armrest/Leg	L1366	33"H x 28"W x 148"L	323 lbs.
12' Contour Bench with Divided Seating/Center Leg	L1366A	33"H x 28"W x 148"L	343 lbs.
4' Flat Bench	L1370	19"H x 24"W x 52"L	116 lbs.
6' Flat Bench	L1371	19"H x 24"W x 76"L	143 lbs.
8' Flat Bench with Center Leg	L1374	19"H x 24"W x 100"L	206 lbs.
12' Flat Bench with Center Leg	L1375	19"H x 24"W x 148"L	260 lbs.



CITY OF WINTER SPRINGS, FLORIDA. Receptacle L1383BT shown in textured black and Receptacle L1380CT shown in blue



Receptacle L13780H



Receptacle L1383AT

Receptacles 12-gauge steel base with steel top. Additional styles and custom options are available at anovafurnishings.com/rendezvous.

32 Gallon Receptacle with Contour Top and Liner	L1378CT	32"H x 28"Dia.	89 lbs.
32 Gallon Receptacle with Open Hood Top and Liner	L1378OH	39"H x 28"Dia.	95 lbs.
32 Gallon Receptacle with Bonnet Top and Liner	L1378BT	39"H x 28"Dia.	98 lbs.
32 Gallon Receptacle with Bonnet Ash Top and Liner	L1378AT	40"H x 28"Dia.	105 lbs.
40 Gallon Receptacle with Contour Top and Liner	L1383CT	34"H x 28"Dia.	92 lbs.
40 Gallon Receptacle with Open Hood Top and Liner	L1383OH	42"H x 28"Dia.	98 lbs.
40 Gallon Receptacle with Bonnet Top and Liner	L1383BT	43"H x 28"Dia.	101 lbs.
40 Gallon Receptacle with Bonnet Ash Top and Liner	L1383AT	43"H x 28"Dia.	108 lbs.
55 Gallon Receptacle with Convex Top and Liner	L1380CT	38"H x 32"Dia.	145 lbs.
55 Gallon Receptacle with Bonnet Top and Liner	L1380BT	47"H x 32"Dia.	154 lbs.
55 Gallon Receptacle with Bonnet Ash Top and Liner	L1380AT	47"H x 32"Dia.	160 lbs.

Rendezvous Recyclers 12-gauge steel base with steel top. Additional styles and custom options are available at anovafurnishings.com/rendezvous.

69 Gallon Triple Recycler with Decals and Two 16 Gallon Liners Plus One 37 Gallon Liner	L1382	32"H x 50"W x 28"D	138 lbs.
69 Gallon Triple Recycler with Bonnet Top, Decals and Two 16 Gallon Liners Plus One 37 Gallon Liner	L1382BT	40"H x 50"W x 28"D	171 lbs.

Rendezvous Planter 12-gauge steel.

Planter with Liner	L1386	24"H x 28"Dia.	69 lbs.
--------------------	-------	----------------	---------



Planter L1386



Recycler L1382

Streetside

BENCHES | TABLES AND CHAIRS | RECEPTACLES | RECYCLERS | BIKE RACKS

A timeless classic reinvented, the Streetside collection offers a full line of site furnishings and custom receptacle options.



Bench L1369 and Receptacle L1397BT shown in textured charcoal



Recycler L1464BT shown in black and blue



Bench L1369A



Receptacle L1397

FEATURES

Bench seats and receptacle bases are protected by the Fusion Advantage finish (see page 3 for details). Bench ends and contour top are protected with a powder coated finish to resist rusting. Benches are portable/surface mount style. Available in colors shown at anovafurnishings.com/streetside.

Benches 12-gauge steel seat with steel ends.

4' Bench with Slatted Style Seat, Armrests and Square Ends	L1368	33"H x 26"W x 52"L	105 lbs.
6' Bench with Slatted Style Seat, Armrests and Square Ends	L1369	33"H x 26"W x 76"L	139 lbs.
6' Bench with Slatted Style Seat, Divided Seating and Square Ends	L1369A	33"H x 26"W x 76"L	147 lbs.

Receptacles and Recyclers 12-gauge steel base with steel contour or bonnet top.

40 Gallon Slatted Receptacle with Contour Top and Liner	L1397	34"H x 25"Sq.	140 lbs.
40 Gallon Slatted Receptacle with Bonnet Top and Liner	L1397BT	42"H x 25"Sq.	158 lbs.
40 Gallon Custom Slatted Receptacle with Contour Top, Liner and Two graphic panels	L1397GP	34"H x 25"Sq.	156 lbs.
40 Gallon Custom Slatted Receptacle with Bonnet Top, Liner and Two graphic panels	L1397GPBT	42"H x 25"Sq.	171 lbs.
64 Gallon Web Style Recycler with Bonnet Top and Liners	L1464BT	38"H x 40"W x 20"D	166 lbs.



Custom Receptacle L1397GPBT



Table D1150RSU and Chair D1153



Round Table F1147 and Chair F1145



Square Table D1152 and Chair D1145



Square Table D1152 and Chair D1153 shown in textured silver

FEATURES

Table tops and chair seats are protected by the Fusion Advantage finish (see page 3 for details). Table legs/posts and seat backs/legs are protected with a powder coated finish to resist rusting. Available in colors and steel patterns (expanded or perforated) at anovafurnishings.com/streetside.

Cafe Table 12-gauge solid surface steel table top with steel legs.

36" Solid Surface Round Table — Portable	D1150RSU	30"H x 36"Dia.	85 lbs.
--	----------	----------------	---------

Patio Tables 12-gauge perforated or 10-gauge expanded steel table top with steel legs.

30" Perforated Square Table — Portable	D1152	30"H x 30"Sq.	77 lbs.
36" Perforated Round Table — Portable	D1150	30"H x 36"Dia.	74 lbs.
46" Expanded Round Table — Portable	F1147	29"H x 46"Dia.	90 lbs.
46" Perforated Round Table — Portable	D1147	29"H x 46"Dia.	109 lbs.

Chairs Heavy-gauge perforated or 10-gauge expanded steel seat with steel back and legs.

Perforated Round Patio Chair	D1153	35"H x 16"W x 20"D	33 lbs.
Expanded Square Classic Chair	F1145	33"H x 22"W x 21"D	35 lbs.
Perforated Square Classic Chair	D1145	33"H x 22"W x 21"D	38 lbs.



Bike Rack LBR7SURF shown in textured bronze

FEATURES

Bike racks are protected with a powder coated finish to resist rusting and also available in the Fusion Advantage finish (see page 3 for details). Available in colors shown at anovafurnishings.com/streetside.

Fusion Advantage Finish 10-gauge steel tubing. Inground mounting style also available at anovafurnishings.com/streetside.

3-Bike Rack - Surface Mount	LBR3PVCSURF	36"H x 18"W	28 lbs.
5-Bike Rack - Surface Mount	LBR5PVCSURF	36"H x 42"W	55 lbs.
7-Bike Rack - Surface Mount	LBR7PVCSURF	36"H x 66"W	82 lbs.
9-Bike Rack - Surface Mount	LBR9PVCSURF	36"H x 91"W	109 lbs.

Powder Coat Finish 10-gauge steel tubing. Inground mounting style also available at anovafurnishings.com/streetside.

3-Bike Rack - Surface Mount	LBR3PSURF	36"H x 17"W	21 lbs.
5-Bike Rack - Surface Mount	LBR5PSURF	36"H x 42"W	40 lbs.
7-Bike Rack - Surface Mount	LBR7PSURF	36"H x 65"W	59 lbs.
9-Bike Rack - Surface Mount	LBR9PSURF	36"H x 91"W	78 lbs.

Multi-Axis Bike Rack - Powder Coat Finish 10-gauge steel tubing.

3-Bike Rack- Surface Mount	LBR3MASURF	37"H x 17"W x 30"L	42 lbs.
----------------------------	------------	--------------------	---------



Multi Axis Bike Rack LBR3MASURF

Wainwright

TABLE | BENCHES | RECEPTACLES

Inspired by early 20th-century Arts and Crafts style, the Wainwright Collection is updated for the new century with steel supports and recycled plastic lumber. Sturdy in design and construction, this collection is striking in a wide range of settings. Combine two styles of benches, a high-capacity receptacle and an innovative table design for an earth-friendly, classic look.



Table RCPWT63 and Receptacle RCPWCT shown in mahogany and textured black



Bench RCPWC6 and Receptacle RCPWOT shown in cedar and textured black

FEATURES

All aluminum and steel components are protected with a powder coated finish to resist rusting. All recycled plastic planks are 95% recycled content by weight. Table and benches are portable/surface mount style. Available in colors shown at anovafurnishings.com/wainwright.

Benches *Recycled plastic planks with steel frame and legs.*

6' Contour Bench	RCPWC6	34"H x 25"W x 72"L	204 lbs.
6' Flat Bench	RCPWF6	18"H x 24"W x 72"L	156 lbs.

Table *Recycled plastic planks with steel frame and legs.*

6' Table	RCPWT63	29"H x 64"W x 72"L	461 lbs.
ADA Table	RCPWT63A	29"H x 64"W x 72"L	429 lbs.

Receptacles *Recycled plastic planks with aluminum frame and steel top.*

45 Gallon Receptacle with Curve Top and Liner	RCPWCT	41"H x 25"Sq.	142 lbs.
45 Gallon Receptacle with Open Top and Liner	RCPWOT	33"H x 25"Sq.	133 lbs.



Bench RCPWF6

Horizon

BENCHES | RECEPTACLE

Distinctive steel slats on the classic Horizon bench provide truly comfortable, contoured seating. The matching laser-cut receptacle has a decorative detail, lending elegance to any environment.



Bench L1506 and Receptacle L1535 shown in black



Receptacle L1535 shown in textured sandstone



Bench L1504



Bench L1508

FEATURES

Bench seats are protected by the Fusion Advantage finish (see page 3 for details). Bench ends, receptacle bases and tops are protected with a powder coated finish to resist rusting. Benches are portable/surface mount style. Available in colors shown at anovafurnishings.com/horizon.

Benches 12-gauge steel seat with cast aluminum ends.

4' Contour Bench	L1504	33"H x 28"W x 52"L	156 lbs.
6' Contour Bench	L1506	33"H x 28"W x 76"L	196 lbs.
6' Contour Bench with Center Armrest	L1506A	33"H x 28"W x 76"L	206 lbs.
8' Contour Bench with Center Armrest	L1508	33"H x 28"W x 100"L	276 lbs.
12' Contour Bench with Center Armrest	L1512	33"H x 28"W x 150"L	354 lbs.
12' Contour Bench with Divided Seating	L1512A	33"H x 28"W x 150"L	374 lbs.

Receptacle 12-gauge steel base with steel top.

40 Gallon Receptacle with Contour Top and Liner	L1535	34"H x 24"Dia.	77 lbs.
---	-------	----------------	---------

Foundations-



NATURAL DESIGNS

Pages 74 - 77



TRADITIONAL DESIGNS

Pages 78 - 93

Product Portfolio

Structure

BENCHES | RECEPTACLES | ASH URNS

Reliable performance meets craftsmanship. The Structure Collection complements public spaces with durable and inviting stone. Impervious to weather, this robust line of products include receptacles, smoking urns and benches.



Bench PCSXMBEN6 shown in riverrock and brown and Receptacle PCS20LAC shown in shown in riverrock and bronze



Ash Urn PCSPYA — shown in coffee bean, riverrock, alpine red and black lustre

FEATURES

Natural stone cast in polymer matrix concrete. Bench seats and backs are protected by the Fusion Advantage finish (see page 3 for details). Aluminum receptacle tops are protected with a powder coated finish to resist rusting. Benches are portable/surface mount style. Available in colors shown at anovafurnishings.com/structure.

Benches Steel seats/backs with cast stone legs. Additional sizes are available at anovafurnishings.com/structure.

6' Bench with Expanded Steel Seat and Back	PCSXMBEN6	32"H x 22"W x 72"L	276 lbs.
6' Contour Crescent Bench with Slotted Steel Diagonal Style Seat	CRNCBEN6	32"H x 32"W x 76"L	406 lbs.

Receptacles Cast stone body. Dome top and ash cover tops are polyethylene. Bonnet top is aluminum. Additional sizes and styles are available at anovafurnishings.com/structure.

20 Gallon Receptacle with Ash Cover Top and Liner	PCS20LAC	35"H x 18"Sq.	189 lbs.
30 Gallon Receptacle with Bonnet Top and Liner	PCS30RB	37"H x 18"Sq.	180 lbs.
55 Gallon Octagonal Receptacle with Dome Top and Liner	PCS55PDT	51"H x 28"Dia.	348 lbs.

Ash Urns Cast stone body. Pyramid Urn has cast aluminum top. Additional ash urns are available at anovafurnishings.com/structure.

Pyramid Ash Urn	PCSPYA	35"H x 12"Sq. Base x 4"Sq. Top	93 lbs.
Square Ash Urn	PCSURN	25"H x 12"Sq. Base x 10"Sq. Top	146 lbs.



Receptacle PCS30A; see details at anovafurnishings.com/structure



Receptacle PCS55PDT

Balance

BENCHES | RECEPTACLES

Traditional with a twist: The Balance Collection offers a unique combination of natural stone and steel. Choose from a variety of configurations and colors to suit your site perfectly.

Balance furnishings are a great choice for walkways, courtyards and parks. The collection features contour and flat benches and receptacles.



Bench TSSCBEN6 and Receptacle TSS shown in alpine red and black



Receptacle KTSX shown in coffee bean and black

FEATURES

Bench seats and receptacle panels are protected by the Fusion Advantage finish (see page 3 for details). Cast iron inserts are protected with a powder coated finish to resist rusting. Benches are portable/surface mount style. Available in colors shown at anovafurnishings.com/balance.

Contour Benches — Perforated Steel Seat 12-gauge perforated steel seat with cast stone ends and plastic armrests. Additional sizes, styles and insert options are available at anovafurnishings.com/balance.

6' Bench with Cast Iron Inserts	KTSPCBEN6	31"H x 26"W x 76"L	268 lbs.
6' Bench with Solid Ends	TSPCBEN6	31"H x 26"W x 76"L	293 lbs.

Contour Benches — Slotted Steel Seat 12-gauge slotted steel seat with cast stone ends and plastic armrests. Additional sizes, styles and insert options are available at anovafurnishings.com/balance.

6' Bench with Cast Iron Inserts	KTSSCBEN6	31"H x 26"W x 76"L	268 lbs.
6' Bench with Solid Ends	TSSCBEN6	31"H x 26"W x 76"L	293 lbs.

Contour Benches — Expanded Steel Seat 10-gauge expanded steel seat with cast stone ends and plastic armrests. Additional sizes, styles and insert options are available at anovafurnishings.com/balance.

6' Bench with Cast Iron Inserts	KTSXCBEN6	31"H x 26"W x 76"L	252 lbs.
6' Bench with Solid Ends	TSXCBEN6	31"H x 26"W x 76"L	282 lbs.

Receptacles — Steel side panels, cast stone ends and polyethylene top. Additional sizes, styles and insert options are available at anovafurnishings.com/balance.

30 Gallon Receptacle with Cast Iron Insert, Top and Liner — Slotted Steel Panels	KTSS	33"H x 22"W x 20"D	177 lbs.
30 Gallon Receptacle with Top and Liner — Slotted Steel Panels	TSS	33"H x 22"W x 20"D	181 lbs.
30 Gallon Receptacle with Cast Iron Insert, Top and Liner — Expanded Steel Panels	KTSX	33"H x 22"W x 20"D	169 lbs.
30 Gallon Receptacle with Top and Liner — Expanded Steel Panels	TSX	33"H x 22"W x 20"D	173 lbs.



Ash Urn PCSPYA page 75



Flat Bench KTSXBEN6; see details at anovafurnishings.com/balance



Custom Bench CTSCBEN6; see details at anovafurnishings.com/balance



Custom Receptacle TSXCUST; see details at anovafurnishings.com/balance

Rally

TABLES | BENCHES | RECEPTACLES | RECYCLERS

Our best-selling Rally Collection delivers economical value without sacrificing performance. A wide selection of durable products makes it simple to furnish your site affordably. Create a unified look with Rally tables, contour and flat benches, receptacles, recyclers, and planters.



Contour Bench D6002 shown in black



Square Table D6013 shown in pine and black



Flat Bench D6011



Receptacle D6005DT



Recycler D6005R



Lucaya Umbrella 9LPU

FEATURES

Perforated steel seating, receptacle bases and table tops are protected by the Fusion Advantage finish (see page 3 for details). Steel frames, legs and receptacle tops are protected with a powder coated finish to resist rusting. Table and benches are portable/surface mount. Available at anovafurnishings.com/rally.

Picnic Tables 14-gauge perforated steel table top/seats with steel frame.

Square Table	D6013	29"H x 75"Sq.	181 lbs.
Square Table with Commemorative Plaque	D6013COM	29"H x 75"Sq.	181 lbs.
6' Rectangular Table	D6000	30"H x 64"W x 72"L	184 lbs.

Lucaya Umbrellas Sunbrella, marine-grade, acrylic fabric with aluminum pole. Standard and premium umbrella fabric colors, pole colors and additional umbrellas available at anovafurnishings.com/umbrellas.

9' Diameter - Standard Color Fabric	9LPU	99"H x 9'Dia.	28 lbs.
9' Diameter - Premium Color Fabric	9LPU-NS	99"H x 9'Dia.	28 lbs.

Benches 14-gauge perforated steel seats with steel legs.

4' Contour Bench — Portable/Surface Mount	D6003	32"H x 28"W x 55"L	89 lbs.
4' Contour Bench — Inground Mount	D6009	32"H x 28"W x 54"L	94 lbs.
6' Contour Bench — Portable/Surface Mount	D6002	32"H x 28"W x 79"L	119 lbs.
6' Contour Bench — Inground Mount	D6008	32"H x 28"W x 78"L	124 lbs.
6' Contour Bench with Commemorative Plaque	D6002COM	32"H x 28"W x 79"L	119 lbs.
6' Flat Bench — Portable/Surface Mount	D6011	18"H x 28"W x 78"L	98 lbs.

Receptacles 14-gauge perforated steel base with steel top. Dome top is polyethylene. See customization options at anovafurnishings.com/rally.

32 Gallon Receptacle with Contour Top and Liner	D6004	30"H x 24"Dia.	66 lbs.
32 Gallon Receptacle with Dome Top and Liner	D6005DT	43"H x 25"Dia.	69 lbs.
32 Gallon Receptacle with Dome Top, Custom Plate and Liner	D6005DTC	43"H x 25"Dia.	74 lbs.

Recycler 14-gauge perforated steel base with steel top. See decal options at anovafurnishings.com/rally.

32 Gallon Recycler with Decals and Liner	D6005R	32"H x 24"Dia.	67 lbs.
--	--------	----------------	---------

Victory

BENCHES

Our rugged Victory benches are available in lengths up to 20 feet long – big enough for the entire team. The steel is thickly coated with the Fusion Advantage finish to make surfaces feel cooler to the touch in summer and warmer in the winter. Victory benches available with various metal patterns and sizes to fit your needs.



Bench F1061 shown in blue; Coordinating receptacle F1021M shown on page 92



Bench with Back F1062 shown in textured fern and textured pewter; coordinating receptacle shown on page 92 and bike racks shown on page 67

FEATURES

Seats and backs are protected by the Fusion Advantage finish (see page 3 for details). Frames are protected with a powder coated finish to resist rusting. Three types of mounting styles available: portable, inground and surface. Available in colors and steel patterns (expanded and perforated) shown at anovafurnishings.com/victory.

Benches – Perforated Steel 12-gauge steel seat/back with steel frame. Additional sizes, styles, custom and commemorative benches available at anovafurnishings.com/victory.

6' Bench with Back – Portable Mount	D1060	37"H x 27"W x 72"L	121 lbs.
6' Bench with Back – Inground Mount	D1061	36"H x 23"W x 72"L	114 lbs.
6' Bench with Back – Surface Mount	D1062	36"H x 23"W x 72"L	113 lbs.

6' Flat Bench – Portable Mount	D3020	20"H x 27"W x 72"L	67 lbs.
6' Flat Bench – Inground Mount	D3021	20"H x 10"W x 72"L	59 lbs.
6' Flat Bench – Surface Mount	D3022	20"H x 10"W x 72"L	58 lbs.

Benches – Expanded Steel 10-gauge steel seat/back with steel frame. Additional sizes and edge styles available at anovafurnishings.com/victory.

6' Bench with Back – Portable Mount	F1060	37"H x 27"W x 72"L	111 lbs.
6' Bench with Back – Inground Mount	F1061	36"H x 23"W x 72"L	111 lbs.
6' Bench with Back – Surface Mount	F1062	36"H x 23"W x 72"L	103 lbs.

6' Flat Bench – Portable Mount	F3020	20"H x 27"W x 72"L	63 lbs.
6' Flat Bench – Inground Mount	F3021	20"H x 10"W x 72"L	55 lbs.
6' Flat Bench – Surface Mount	F3022	20"H x 10"W x 72"L	54 lbs.

Deep Seat Benches – Expanded Steel 10-gauge steel seat/back with steel frame. Additional sizes and styles available at anovafurnishings.com/victory.

6' Bench with Back – Portable Mount	F1338	39"H x 27"W x 72"L	132 lbs.
6' Bench with Back – Inground Mount	F1337	39"H x 25"W x 72"L	125 lbs.
6' Bench with Back – Surface Mount	F1339	39"H x 25"W x 72"L	124 lbs.



Custom Bench C1060; see details at anovafurnishings.com/victory



Receptacle D6004 shown on page 79

Courtyard

BENCHES

Enhance your environment with the traditional charm of the Courtyard Collection. These furnishings give you affordable coated steel products with our Fusion Advantage protection. The collection features contour benches and coordinates with expanded steel receptacles and tables.



Bench F1034 shown in pine



Bench F1035 shown in navy

FEATURES

Seats are protected by the Fusion Advantage finish (see page 3 for details). Frames are protected with a powder coated finish to resist rusting. Available in colors shown at anovafurnishings.com/courtyard.

Benches 10-gauge expanded steel seat with steel frame. Additional sizes and styles available at anovafurnishings.com/courtyard.

6' Bench with Expanded Steel Seat — Surface Mount	F1037	34"H x 25"W x 77"L	106 lbs.
6' Bench with Expanded Steel Seat — Inground Mount	F1036	34"H x 25"W x 74"L	113 lbs.
6' Bench with Expanded Steel Seat — Gullwing Mount	F1035	34"H x 26"W x 74"L	148 lbs.
6' Bench with Expanded Steel Seat — Portable Mount	F1034	34"H x 32"W x 74"L	122 lbs.



Receptacle F3200; see details at anovafurnishings.com/ultra



Table D6013 shown on page 79

Picnic Tables

Our picnic tables exceed performance expectations every time. These popular tables provide easy access to ample seating and are made to last for years in heavy-usage areas. The collection features a variety of styles, shapes, and seating, including ADA picnic tables.



ADA Table with Split Seating F6410 shown in textured bronze



Table D2003 shown in textured orange and black



Table F1038



ADA Table L2003A

FEATURES

Steel tops/seats are protected by the Fusion Advantage finish (see page 3 for details). Steel frames are protected with a powder coated finish to resist rusting.

Rectangular Picnic Tables 12-gauge perforated steel table top/seats with steel frame. 12-gauge slotted steel table top/seats with steel frame. 10-gauge expanded steel table top/seats with steel frame. Additional sizes and styles available at anovafurnishings.com/picnictables.

6' Perforated Steel Table - Portable Frame	D2003	29"H x 64"W x 72"L	246 lbs.
8' Perforated Steel Table - Portable Frame	D2014	29"H x 64"W x 96"L	289 lbs.
6' Slotted Steel Table - Portable Frame	L2003	29"H x 64"W x 72"L	246 lbs.
6' Expanded Steel Table - Portable Frame	F2003	29"H x 64"W x 72"L	213 lbs.
8' Expanded Steel Table - Portable Frame	F6420	30"H x 64"W x 96"L	266 lbs.
10' Expanded Steel Table - Portable Frame	F6415	30"H x 64"W x 120"L	352 lbs.

Square Picnic Tables 12-gauge perforated steel table top/seats with steel frame. 12-gauge slotted steel table top/seats with steel frame. 10-gauge expanded steel table top/seats with steel frame. Additional styles available at anovafurnishings.com/picnictables.

46" Perforated Steel Table Top - Portable Frame	D1111	29"H x 75"Sq.	229 lbs.
46" Slotted Steel Table Top - Portable Frame	L1111	29"H x 75"Sq.	229 lbs.
46" Expanded Steel Table Top - Portable Frame	F1111	29"H x 75"Sq.	214 lbs.

ADA Picnic Tables 10-gauge expanded steel and 12-gauge perforated and slotted steel table top/seats with steel frame. Additional styles available at anovafurnishings.com/picnictables.

8' Perforated Steel Table - Portable Frame	D1007	33"H x 64"W x 96"L	350 lbs.
8' Slotted Steel Table - Portable Frame	L2003A	33"H x 64"W x 96"L	350 lbs.
8' Expanded Steel Table - Portable Frame	F1038	34"H x 64"W x 96"L	266 lbs.
10' Expanded Steel Table w/Split Seating - Portable Frame	F6410	30"H x 64"W x 120"L	392 lbs.
46" Round Perforated Table Top 3-Seat-Pedestal Surface Mount	D1630C	29"H x 76"Dia.	255 lbs.



ADA Table with Split Seating F6410



Square Table F1111



Round Table D1113 shown in navy and black



Octagonal Table F1121



Lucaya Umbrella 9LPU; see details at
anovafurnishings.com/umbrellas

Round Picnic Tables 12-gauge perforated steel table top/seats with steel frame. 10-gauge expanded steel table top/seats with steel frame. Additional styles available at anovafurnishings.com/picnictables.

46" Perforated Steel Table Top - Portable Frame	D1113	29"H x 76"Dia.	216 lbs.
46" Perforated Steel Table Top - Pedestal Surface Mount	D1640C	29"H x 76"Dia.	292 lbs.
46" Perforated Steel Table Top - Inground Mount	D1005	29"H x 75"Dia.	262 lbs.
46" Expanded Steel Table Top - Portable Frame	F1113	29"H x 76"Dia.	189 lbs.
46" Expanded Steel Table Top - Inground Mount	F1005	29"H x 75"Dia.	235 lbs.

Octagonal Picnic Tables 12-gauge expanded steel table top/seats with steel frame. 10-gauge expanded steel table top/seats with steel frame. Additional styles available at anovafurnishings.com/picnictables.

46" Perforated Steel Table Top - Portable Frame	D1121	29"H x 75"Sq.	226 lbs.
46" Expanded Steel Table Top - Portable Frame	F1121	29"H x 75"Sq.	211 lbs.

Lucaya Umbrellas Sunbrella marine-grade, acrylic fabric with aluminum pole. Standard and premium fabric colors, pole colors and additional umbrellas available at anovafurnishings.com/umbrellas.

9' Diameter - Standard Color Fabric	9LPU	99"H x 9'Dia.	28 lbs.
9' Diameter - Premium Color Fabric	9LPU-NS	99"H x 9'Dia.	28 lbs.



Table RCPHEX shown in cedar and black

FEATURES

All recycled plastic planks are 95% recycled content by weight. Steel bench legs, cast aluminum bench legs and steel receptacle tops are protected with a powder coated finish to resist rusting. Contour and flat bench are surface or inground mount style. Available in colors shown at anovafurnishings.com/recycled.

Recycled Plastic Picnic Tables *Recycled plastic plank table top/seats with recycled plastic legs.*

Hexagon Table	RCPHEX	31"H x 71"W x 73"L	213 lbs.
ADA Hexagon Table	RCPHEXADA	31"H x 63"W x 71"L	195 lbs.
6' Rectangular Table	RCP6	31"H x 60"W x 72"L	214 lbs.

Receptacles *Recycled plastic planks with polyethylene top. See decal options at anovafurnishings.com/recycled.*

30 Gallon Receptacle with Push Door Top and Liner	PLS30H	41"H x 18"Sq.	35 lbs.
30 Gallon Receptacle with Recycler Top, Decals and Liner	PLS30R	41"H x 18"Sq.	35 lbs.

Benches *Recycled plastic plank seat/back with recycled plastic legs (Traditional), steel legs (Contour and Flat) or cast aluminum legs (Parkway). Additional sizes and styles available at anovafurnishings.com/recycled.*

6' Traditional Bench with Back	RCPSC6	34"H x 27"W x 72"L	115 lbs.
6' Traditional Wide Plank Bench with Back	RCPTC6	36"H x 28"W x 72"L	128 lbs.
6' Contour Bench	PBM6B	36"H x 21"W x 72"L	233 lbs.
6' Flat Bench	FBM6B	20"H x 21"W x 72"L	144 lbs.
6' Parkway Flat Bench	FBW6R	19"H x 24"W x 72"L	164 lbs.



Table RCP6



ADA Table RCPHEXADA



Bench RCPTC6



Receptacle PLS30H

Ultra

TABLES | BENCHES | RECEPTACLES | BIKE RACKS

High traffic areas demand strong, long-lasting outdoor furnishings that go far beyond customary durability standards. The Ultra collection has a wide range of products to completely furnish high-traffic areas from start to finish.



Table L3015 and Bench L1337 shown in textured bronze and black; Umbrella 9LPU-NS shown in tuscan



Table F2015, Bench F1027 and Receptacle F1021M shown in navy and black

FEATURES

Steel tops/seats are protected by the Fusion Advantage finish (see page 3 for details). Steel frames are protected with a powder coated finish to resist rusting. Available in colors and steel patterns (expanded, perforated, or slotted) shown at anovafurnishings.com/ultra.

4-Seat Tables Heavy-gauge steel table top/seats with steel frame. Portable/Surface Mount. Additional styles available at anovafurnishings.com/ultra.

46" Table Top - Expanded Steel	F2015	30"H x 75"Sq.	259 lbs.
46" Table Top - Perforated Steel	D2015	30"H x 75"Sq.	274 lbs.
46" Table Top - Slotted Steel	L3015	30"H x 75"Sq.	274 lbs.



2-Seat ADA Table L3017

3-Seat ADA Tables Heavy-gauge steel table top/seats with steel frame. **Must be surface mounted.** Additional styles available at anovafurnishings.com/ultra.

46" Table Top - Expanded Steel	F2016	30"H x 61"W x 75"L	213 lbs.
46" Table Top - Perforated Steel	D2016	30"H x 61"W x 75"L	231 lbs.
46" Table Top - Slotted Steel	L3016	30"H x 61"W x 75"L	231 lbs.

2-Seat ADA Picnic Table Heavy-gauge steel table top/seats with steel frame. **Must be surface mounted.** Additional styles available at anovafurnishings.com/ultra.

46" Table Top - Slotted Steel	L3017	30"H x 46"W x 75"L	190 lbs.
-------------------------------	-------	--------------------	----------

Lucaya Umbrellas Sunbrella marine-grade, acrylic fabric with aluminum pole. Standard and premium fabric colors, pole colors and additional umbrellas available at anovafurnishings.com/umbrellas.

9' Diameter - Standard Color Fabric	9LPU	99"H x 9'Dia.	28 lbs.
9' Diameter - Premium Color Fabric	9LPU-NS	99"H x 9'Dia.	28 lbs.



3-Seat ADA Table L3016




X-Wide Flat Bench F1360



Contour Bench F1027



Flat Bench D1360



Flat Bench F1365



CLARK'S CREEK COMMUNITY PARK INSTALLATION — CHARLOTTE, NC. Flat Bench D1630 shown in blue and textured pewter

FEATURES

Seats are protected by the Fusion Advantage finish (see page 3 for details). Frames are protected with a powder coated finish to resist rusting. Rolled style seat edge for comfort. Available in colors and steel patterns (expanded, perforated, or slotted) shown at anovafurnishings.com/ultra.

Benches — Perforated Steel 12-gauge perforated steel seat with steel frame. Additional sizes and styles available at anovafurnishings.com/ultra.

6' Contour Bench — Portable/Surface Mount	D1027	32"H x 27"W x 79"L	148 lbs.
6' Flat Bench — Portable/Surface Mount	D1360	23"H x 32"W x 79"L	148 lbs.



Contour Bench L1337 shown in textured bronze and textured silver

Benches — Slotted Steel 12-gauge slotted steel seat with steel frame. Custom bench has name laser cut into the bench back. Additional sizes and styles available at anovafurnishings.com/ultra.

6' Contour Bench — Portable/Surface Mount	L1337	32"H × 27"W × 79"L	138 lbs.
6' Custom Contour Bench — Portable/Surface Mount	C1337	32"H × 27"W × 79"L	138 lbs.
6' Flat Bench — Portable/Surface Mount	L1420	27"H × 24"W × 79"L	123 lbs.

Benches — Expanded Steel 10-gauge expanded steel seat with steel frame. Additional sizes and styles available at anovafurnishings.com/ultra.

6' Contour Bench — Portable/Surface Mount	F1027	32"H × 27"W × 79"L	139 lbs.
6' X-Wide Flat Bench — Portable/Surface Mount	F1360	23"H × 32"W × 79"L	127 lbs.
6' Flat Bench — Portable/Surface Mount	F1365	27"H × 24"W × 79"L	122 lbs.
6' Flat Bench — Inground Mount	F1369	27"H × 24"W × 79"L	134 lbs.



Contour Bench D1027



Custom Contour Bench C1337



Receptacle L1336M shown in textured bronze



Custom Receptacle C1021



Receptacle L1402

FEATURES

Receptacle bases are protected by the Fusion Advantage finish (see page 3 for details.) Contour tops are protected with a powder coated finish to resist rust. Receptacles are complete with top and liner. Bases also sold separately at anovafurnishings.com/ultra; tops sold separately at anovafurnishings.com/accessories. Available in colors and steel patterns (expanded, perforated, or slotted) shown at anovafurnishings.com/ultra.

Receptacles — Perforated Steel 12-gauge perforated steel base. Dome top is polyethylene. Contour top is steel. Custom receptacle base has name laser cut into the steel. Receptacles coordinate with Courtyard and Victory benches.

32 Gallon Receptacle with Dome Top and Liner	D1021D	43"H x 25"Dia.	87 lbs.
32 Gallon Receptacle with Contour Top and Liner	D1021M	30"H x 24"Dia.	78 lbs.
32 Gallon Receptacle with Dome Top and Liner — Custom	C1021D	43"H x 25"Dia.	79 lbs.
32 Gallon Receptacle with Contour Top and Liner — Custom	C1021	30"H x 24"Dia.	78 lbs.

Receptacles — Slotted Steel 12-gauge slotted steel base. Ashtray top and dome top are polyethylene. Contour top is steel. Receptacles coordinate with Courtyard and Victory benches.

5 Gallon Receptacle with Ashtray Top and Liner	L1402	24"H x 14"Dia.	38 lbs.
32 Gallon Receptacle with Dome Top and Liner	L1336D	43"H x 25"Dia.	75 lbs.
32 Gallon Receptacle with Contour Top and Liner	L1336M	30"H x 24"Dia.	79 lbs.

Receptacles and Ash Urn — Expanded Steel 10-gauge expanded steel base. Ashtray top and dome top are polyethylene. Contour top is steel. Receptacles coordinate with Courtyard and Victory benches. (A 23-gallon capacity receptacle is available at anovafurnishings.com/ultra.)

5 Gallon Receptacle with Ashtray Top and Liner	F1381	24"H x 14"Dia.	28 lbs.
32 Gallon Receptacle with Dome Top and Liner	F1021D	43"H x 25"Dia.	77 lbs.
32 Gallon Receptacle with Contour Top and Liner	F1021M	30"H x 24"Dia.	71 lbs.
Ash Urn with Ashtray Top	F1025	24"H x 11"Dia.	27 lbs.



Receptacle L1336D



Receptacle Base F1021L and Flat Top F1023; see details at anovafurnishings.com



Traditional Bike Rack BRP300 shown in black



Traditional Bike Rack BRP302

FEATURES

Bike racks are protected with a powder coated finish to resist rusting. Available in colors shown at anovafurnishings.com/ultra.

Traditional and Scooter Bike Racks Steel tubing with solid steel rods. Additional bike capacities available at anovafurnishings.com/ultra.

7-Bike Traditional Bike Rack - Portable/Surface Mount	BRP300	34"H x 28"W x 77"L	120 lbs.
14-Bike Traditional Bike Rack - Portable/Surface Mount	BRP302	34"H x 42"W x 77"L	153 lbs.
7-Bike Sport & Scooter Bike Rack - Portable/Surface Mount	BRP304	34"H x 28"W x 77"L	105 lbs.



Sport and Scooter Bike Rack BRP304 shown in burgundy

Installations

MAKING FIRST & LASTING IMPRESSIONS

CITIZENS BANK PARK Philadelphia, PA
—EwingCole



RICE VILLAGE Houston, TX



FOREST PARK St. Louis, MO



Installations

MAKING FIRST & LASTING IMPRESSIONS

ONE DAYTONA Daytona Beach, FL



CYPRESS SHORE San Clemente, CA



DARLEY GATEWAY PARK
Baltimore, MD



Custom Capabilities

PENCIL SKETCH TO PROTOTYPE

TELL US YOUR PLAN FOR PERFECT OUTDOOR FURNISHINGS

Anova can bring your site plan vision to life. As a strong and agile partner, we listen to your needs and work with you to create the perfect furnishings for your project and budget.

IN-HOUSE DESIGN ENGINEERS

Anova's dedicated team of in-house Design Engineers have fresh and innovative ideas that pair perfectly with practical experience in crafting furnishings. This results in creative solutions that work in the real world.

IN-HOUSE MANUFACTURING

With just a few exceptions, all of Anova's products are manufactured in our American factories in Winona, Minnesota and St. Louis, Missouri.

TESTING & ERGONOMICS

Whether it is modifying existing products to your specifications or designing all new products, we make sure that Anova furniture is created with the human body in mind. Products are vetted to ensure comfortable ergonomics. In addition, they are tested for strength, durabil-

ity, and the ability to perform in a wide range of environments.

PROTOTYPES

Anova provides prototypes for approval to ensure you are completely happy with the furniture you imagined.

For more information, contact us at anovafurnishings.com/contact or call our headquarters at 800.231.1327.



LEVEE PARK INSTALLATION: PRIVACY SCREEN PANELS Winona, MN



SHAW PARK INSTALLATION: CUSTOM TABLES St. Louis, MO



BRIGHTON BOULEVARD INSTALLATION: GABION -STYLE SEAT CAPS Denver, CO —Stantec



**COLORADO STATE UNIVERSITY
INSTALLATION: CUSTOM SEATING**
Denver, CO

Warranties

FINISH | STRUCTURAL

For warranty questions or claims, please contact us at 800-231-1327 or info@anovafurnishings.com.

STRUCTURAL WARRANTIES

METAL COMPONENTS:

Limited twenty-year structural warranty.

GALVANIZED COMPONENTS:

Limited twenty-year structural warranty; compliant with ASTM A123.

RECYCLED PLASTIC COMPONENTS:

Limited twenty-year structural warranty that also covers splitting, fungal decay, and insect damage.

THERMORY COMPONENTS:

Limited ten-year structural warranty.

NATURAL STONE AND ROTOMOLDED PLASTIC COMPONENTS:

Limited five-year structural warranty.

FINISH WARRANTIES

FUSION ADVANTAGE FINISH:

Seven-year warranty against rusting, peeling, chipping, cracking, mold, mildew, fading and defects in materials and/or workmanship.

POWDER COATED FINISH:

Three-year warranty against rusting, peeling, chipping, cracking, mold, mildew, and defects in materials and/or workmanship;
Seven-year warranty against fading.

GALVANIZED FINISH:

Seven-year warranty against rusting, peeling, chipping, cracking, mold, mildew, fading and defects in materials and/or workmanship.

LIMITATIONS

All warranties commence on the date the product is shipped.

Structural warranties are only valid if the product has been assembled and installed per the instruction provided with each shipment and item.

These warranties do not cover acts of misuse, abuse, accidents, lack of maintenance, vandalism or natural disasters.

Any alterations to the product after delivery will void these warranties.

Should any failure occur within these periods, ANOVA will correct the part or parts by repairing or replacing the defective parts.

Contact Us

FOR A COMPLETE PRODUCT LISTING, VISIT OUR WEB SITE:

anovafurnishings.com

FIND YOUR NEAREST ANOVA REPRESENTATIVE:

800.231.1327 | *anovafurnishings.com/contact*

VIEW CASE STUDIES AND ARTICLES:

anovafurnishings.com/journal/case-studies

anovafurnishings.com/journal/articles

DOWNLOAD PRODUCT SPECS, CADdetails AND MORE:

anovafurnishings.com/search-specs

FOLLOW US ON SOCIAL MEDIA:

Facebook | Twitter | Instagram | Pinterest | LinkedIn | Land8



211 North Lindbergh Boulevard, Suite 200 | St. Louis, Missouri 63141 | 314.535.5005

Responsibly printed using UV inks that are free of solvents. Curing using LED UV eliminates the release of VOCs (volatile organic compounds) and avoids the environmental issues caused by them. Heat, ozone and mercury are eliminated from the press rooms, making them safer and improving overall environmental impact. Sterling Premium Cover contains 10% post-consumer recycled fiber content.